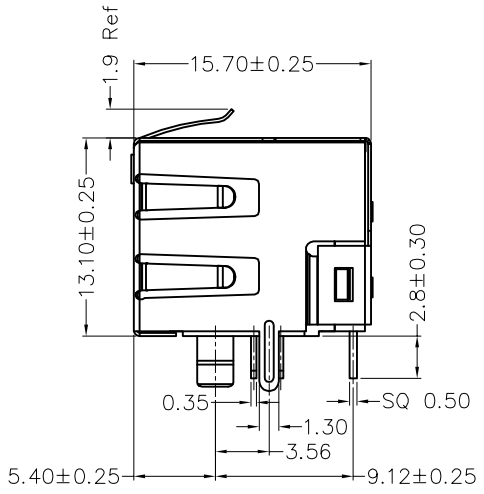
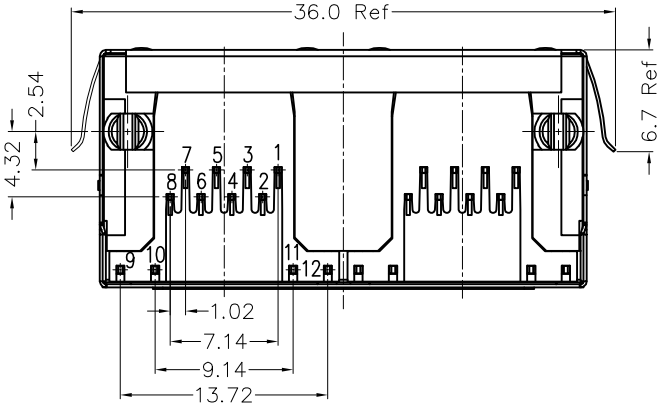
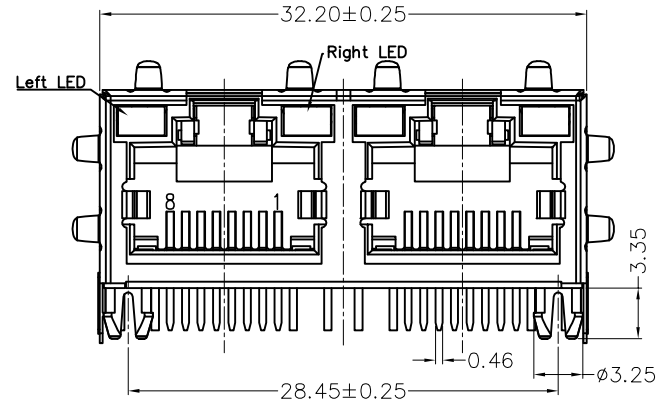
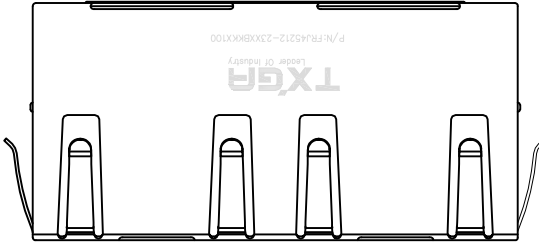


REV	LOCATIONS	DESCRIPTION	DATE	REVISER	APPD

A
B
C
D
E
F

A
B
C
D
E
F

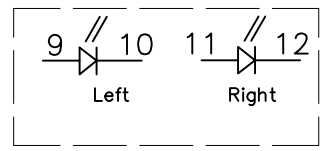


SPECIFICATIONS

Electrical Performances
 Current Rating: 1.5A AC(rms)/DC
 Voltage Rating: 125V AC(rms)/DC
 Contact Resistance: 30 mΩ Max
 Insulation Resistance: 500 MΩ MIN
 Withstanding Voltage: 1000V AC r.m.s

Material and Plating
 Housing: PA46 UL 94V-0, Black
 Insert: PBT UL 94V-0, Black
 Contact: Phosphor Bronze/Selective gold on contact area, tin on tail

Mechanical Performances
 Mating/Unmating Force: 30N Max
 Retention Strength: 50N For 60s±5s
 Durability: 750 Cycles Min.
Environmental Characteristics
 Temperature Range—Operating: -40°C~+85°C



Ordering Information

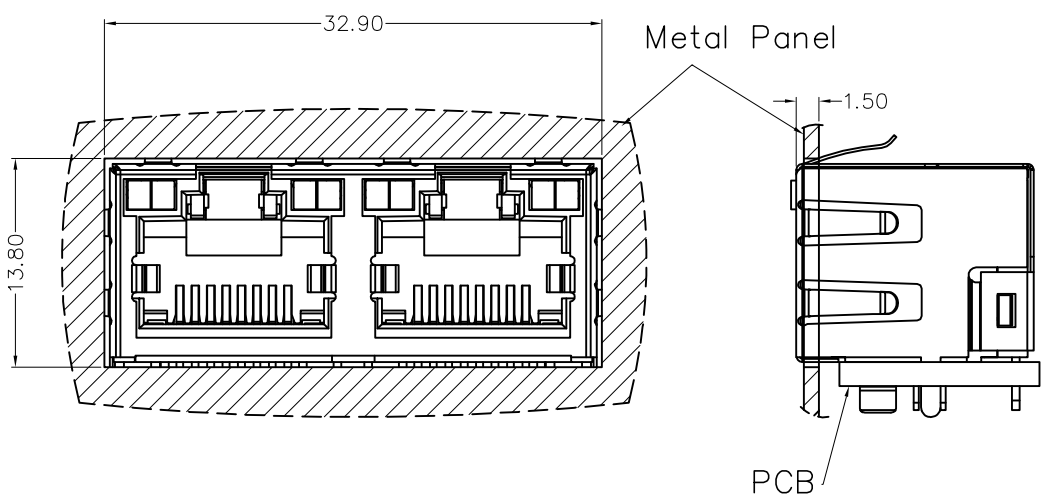
FRJ45 212 - 2 3 XX BK K X 1 0 0
 1 2 3 4 5 6 7 8 9

1 Category FRJ45-RJ45 Connector	2 Distinction No. 212	3 Ports options 2-2 Ports	4 Plating 3-Selective gold on contact area, tin on tail	Thickness of plating 00-Gold flash 03-3μ" Custom plate available
6 Color-Resin BK-Black	7 Packaging K-Tray	8 LED style 1-L: Yellow R: Green 2-L: Green R: Yellow	9 Contact type 1-Square pin	

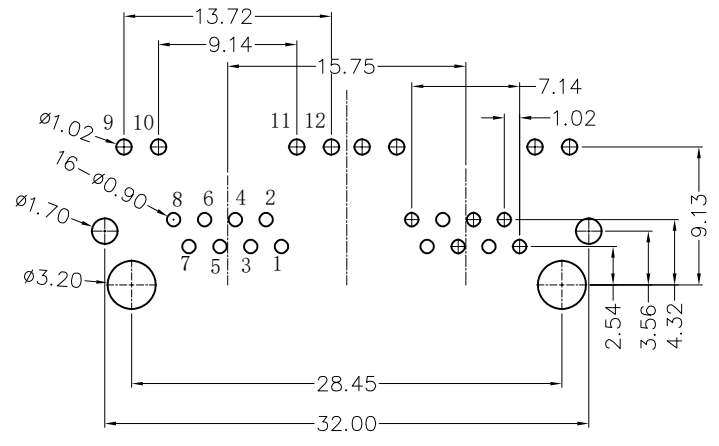
 THIRD ANGLE PROJECTION	GENERAL TOLERANCES (UNLESS SPECIFIED)		APPROVE BY LEO	DATE 30/JAN/23	PART NO. FRJ45212-23XXBKX100	ITEM NO. FRJ45212	 Building Technology Cornerstone
	X. ±0.30	X.' ±5°	CHECKED BY GISELLE	DATE 30/JAN/23	TITLE RJ45 Connectors 8P8C 90°Angle		
DESIGN UNITS METRIC	X.X ±0.20	X.X' ±2°	DRAWN BY MATT	DATE 30/JAN/23	THIS DRAWING CONTAINS INFORMATION THAT IS PROPRIETARY TO TXGA INDUSTRIAL ELECTRONICS(S.Z)CO.,LTD AND SHOULD NOT BE USED WITHOUT WRITTEN PERMISSION		
SCALE 5:1	SIZE A4	X.XX ±0.15	X.XX' ±1°				
		X.XXX ±0.10	X.XXX' ±0.5°				

1 2 3 4 5 6 7 8

REV	LOCATIONS	DESCRIPTION	DATE	REVISER	APPD



Recommended Panel cutout



Recommended P.C.Board Layout
General tolerances $\pm 0.05\text{mm}$

 THIRD ANGLE PROJECTION DESIGN UNITS METRIC SCALE 5:1 SIZE A4	GENERAL TOLERANCES (UNLESS SPECIFIED)		APPROVE BY LEO	DATE 30/JAN/23	PART NO. FRJ45212-23XXBKKX100	ITEM NO. FRJ45212	 Building Technology Cornerstone
	X. ± 0.30	X.' $\pm 5'$	CHECKED BY GISELLE	DATE 30/JAN/23	TITLE RJ45 Connectors 8P8C 90°Angle		
	X.X ± 0.20	X.X' $\pm 2'$	DRAWN BY MATT	DATE 30/JAN/23	THIS DRAWING CONTAINS INFORMATION THAT IS PROPRIETARY TO TXGA INDUSTRIAL ELECTRONICS(S.Z)CO.,LTD AND SHOULD NOT BE USED WITHOUT WRITTEN PERMISSION		SHEET NO. 2/2
	X.XX ± 0.15	X.XX' $\pm 1'$					
X.XXX ± 0.10	X.XXX' $\pm 0.5'$						