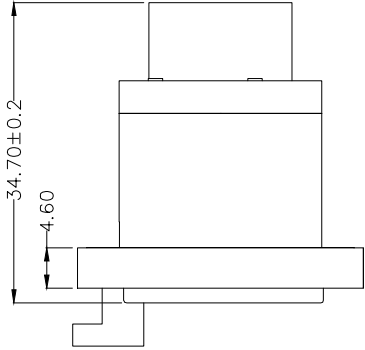
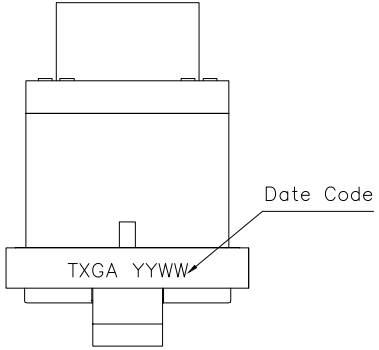
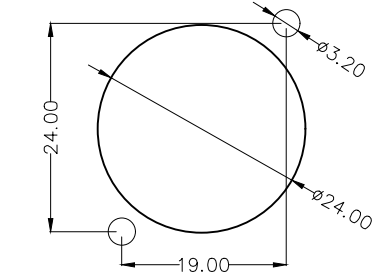
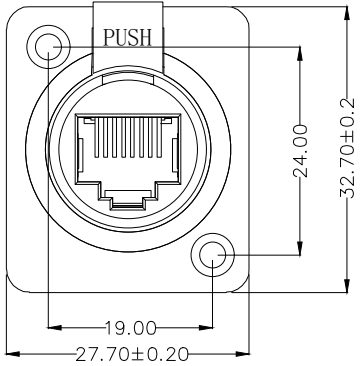


REV	LOCATIONS	DESCRIPTION	DATE	REVISER	APPD



SPECIFICATION
Electrical
 Current Rating: 1.5A AC(rms)/DC
 Voltage Rating: 50V AC(rms)/DC
 Contact Resistance: 10 mΩ Max
 Insulation Resistance: 500 MΩ MIN
 Withstanding Voltage: 1000V AC r.m.s
 Temperature Range—Operating: -30°C~+80°C
 Frequency Range: 1-100MHz
 IP Rating: IP65

Material
 Housing: PA66, (UL 94V-0)
 Back cover: PA66, (UL 94V-0)
 Terminal: Phosphor Bronze/Gold plated
 Metal Panel: Zinc Alloy/Nickel plating
 Handle: SUS/Nickel plating
 Spring steel: Mn Steel/Nickel plating
 Straight core: Copper Alloy
 Dust Cap: Silicone (50%)
 Inner lining: Silicone (50%)

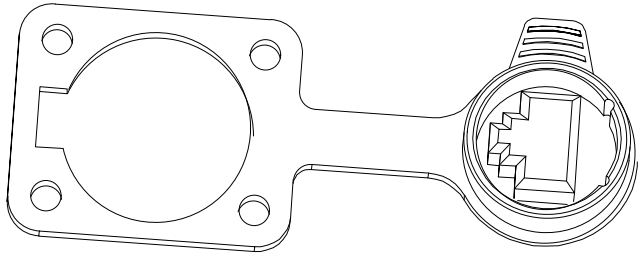


Panel cut out (rear side)

Ordering Information

FRJ45 226 — 1 1 XX BK K 0 2 0 0
 1 2 3 4 5 6 7 8

1	Category FRJ45-RJ45 Connector	2	Distinction No. 226	3	Ports options 1-1 Ports	4	Plating 1-Gold plated
5	thickness of Gold Plating 01-1u"	6	Color-Resin BK-Black	7	Packaging K-Tray	8	Contact type 2-Square pin



Soft rubber accessories

<p>THIRD ANGLE PROJECTION</p>	<p>GENERAL TOLERANCES (UNLESS SPECIFIED)</p>		<p>APPROVE BY LEO</p>	<p>DATE 19/Sept/23</p>	<p>PART NO. FRJ45226-11XXBKK0200</p>	<p>ITEM NO. FRJ45226</p>	<p>Building Technology Cornerstone</p>
	<p>X. ±0.30</p>	<p>X.* ±5*</p>	<p>CHECKED BY GISELLE</p>	<p>DATE 19/Sept/23</p>	<p>TITLE RJ45 Connector-Adapter 8P8C Vertical(180°)</p>		
<p>DESIGN UNITS METRIC(mm)</p>	<p>X.X ±0.20</p>	<p>X.X* ±2*</p>	<p>DRAWN BY Hejianpeng</p>	<p>DATE 19/Sept/23</p>	<p>THIS DRAWING CONTAINS INFORMATION THAT IS PROPRIETARY TO TXGA INDUSTRIAL ELECTRONICS(S.Z)CO.,LTD AND SHOULD NOT BE USED WITHOUT WRITTEN PERMISSION</p>		
<p>SCALE 5:1</p>	<p>SIZE A4</p>	<p>X.XX ±0.15</p>	<p>X.XX* ±1*</p>	<p>X.XXX ±0.10</p>	<p>X.XXX* ±0.5*</p>		