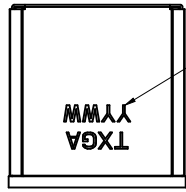


With Shield Cover

REV	LOCATIONS	DESCRIPTION	DATE	REVISER	APPD



Date Code

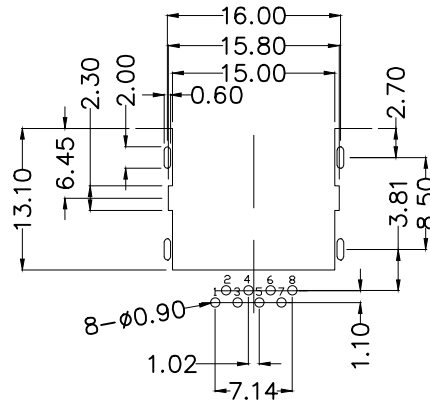
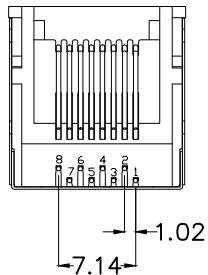
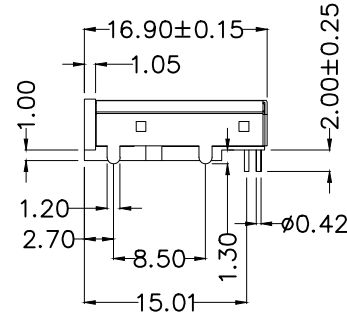
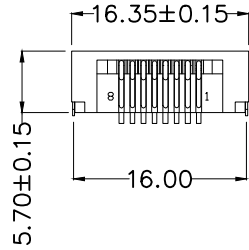
SPECIFICATION

Electrical

Current Rating: 1.5A AC(rms)/DC  
 Voltage Rating: 125V AC(rms)/DC  
 Contact Resistance: 30 mΩ Max  
 Insulation Resistance: 500 MΩ MIN  
 Withstanding Voltage: 1000V AC r.m.s  
 Temperature Range-Operating: -40°C~+85°C

Material

Housing: LCP,(UL 94V-0)  
 Terminal: Phosphor Bronze/Gold plated  
 Shield Cover: Copper alloy/Nickel plating



Ordering Information

FRJ45 240 - 1 1 XX BK K 0 2 X 0  
 1 2 3 4 5 6 7 8 9

1	Category FRJ45-RJ45 Connector	2	Distinction No. 240	3	Ports options 1-1 Ports	4	Plating 1-Gold plated		
5	thickness of Gold Plating 00-Gold flash	6	Color-Resin BK-Black	7	Packaging K-Tray	8	Contact type 2-Round pin	9	Style 1-With Shield Cover 2-Without Shield Cover

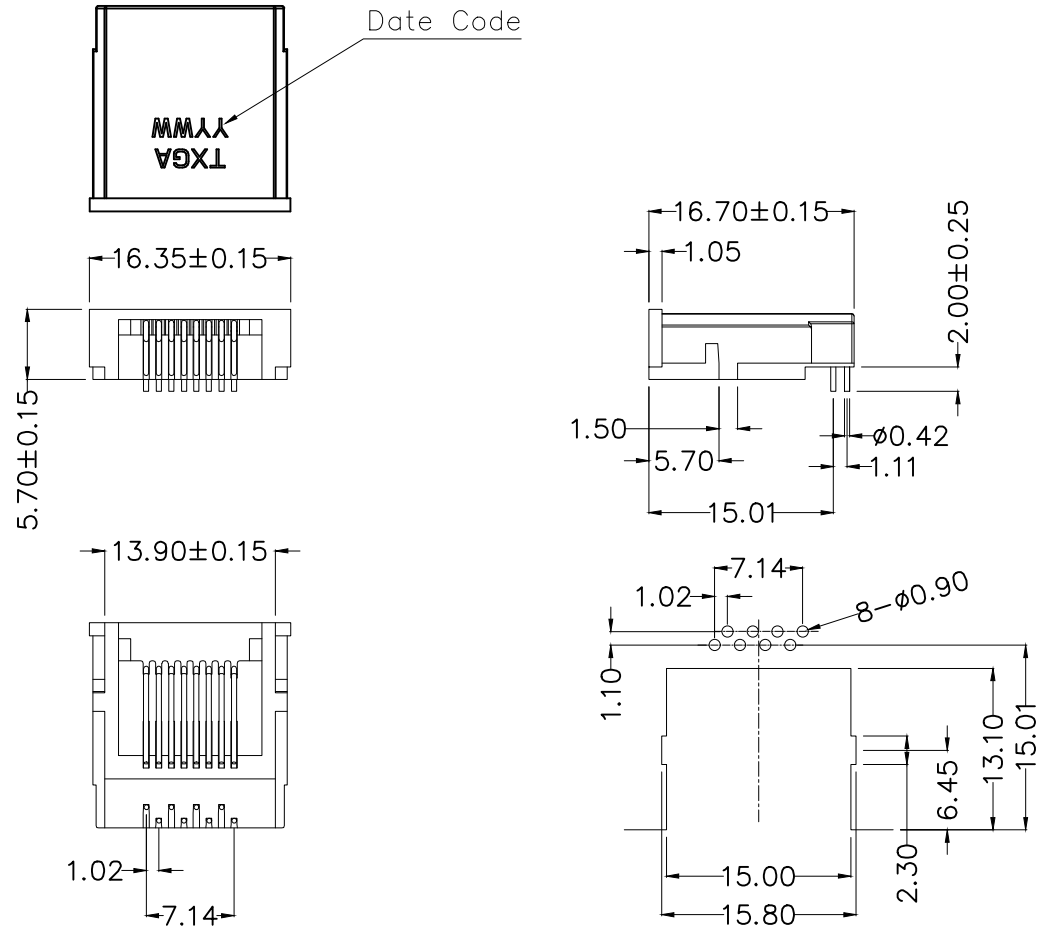
Recommended P.C.Board Layout

General tolerances:±0.05

<p>THIRD ANGLE PROJECTION</p>	GENERAL TOLERANCES (UNLESS SPECIFIED)		APPROVE BY LEO	DATE 19/Sept/23	PART NO. FRJ45240-11XXBKK02X0	ITEM NO. FRJ45240	<p>Building Technology Cornerstone</p>
	X. ±0.30	X.' ±5°	CHECKED BY GISELLE	DATE 19/Sept/23	TITLE RJ45 Connector 8P8C 90° Angle		
DESIGN UNITS METRIC(mm)	X.X ±0.20	X.X' ±2°	DRAWN BY Hejianpeng	DATE 19/Sept/23	THIS DRAWING CONTAINS INFORMATION THAT IS PROPRIETARY TO TXGA INDUSTRIAL ELECTRONICS(S.Z)CO.,LTD AND SHOULD NOT BE USED WITHOUT WRITTEN PERMISSION		
SCALE 5:1	SIZE A4	X.XX ±0.15	X.XX' ±1°				
		X.XXX ±0.10	X.XXX' ±0.5°				

Without Shield Cover

REV	LOCATIONS	DESCRIPTION	DATE	REVISER	APPD



Recommended P.C.Board Layout

General tolerances:±0.05

<p>THIRD ANGLE PROJECTION</p>	<p>GENERAL TOLERANCES (UNLESS SPECIFIED)</p>		<p>APPROVE BY</p> <p>LEO</p>	<p>DATE</p> <p>19/Sept/23</p>	<p>PART NO.</p> <p>FRJ45240-11XXBKK02X0</p>	<p>ITEM NO.</p> <p>FRJ45240</p>	<p>Building Technology Cornerstone</p>
	<p>DESIGN UNITS</p> <p>METRIC(mm)</p>	<p>X. ±0.30</p> <p>X.X ±0.20</p> <p>X.XX ±0.15</p> <p>X.XXX ±0.10</p>	<p>X.* ±5*</p> <p>X.X* ±2*</p> <p>X.XX* ±1*</p> <p>X.XXX* ±0.5*</p>	<p>CHECKED BY</p> <p>GISELLE</p>	<p>DATE</p> <p>19/Sept/23</p>	<p>TITLE</p> <p>RJ45 Connector 8P8C 90° Angle</p>	
<p>SCALE</p> <p>5:1</p>	<p>SIZE</p> <p>A4</p>	<p>DRAWN BY</p> <p>Hejianpeng</p>	<p>DATE</p> <p>19/Sept/23</p>	<p>THIS DRAWING CONTAINS INFORMATION THAT IS PROPRIETARY TO TXGA INDUSTRIAL ELECTRONICS(S.Z)CO.,LTD AND SHOULD NOT BE USED WITHOUT WRITTEN PERMISSION</p>			

REV 0 SHEET NO. 2/2