

REV	LOCATIONS	DESCRIPTION	DATE	REVISER	APPD

A

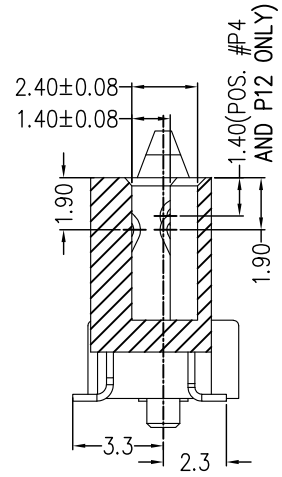
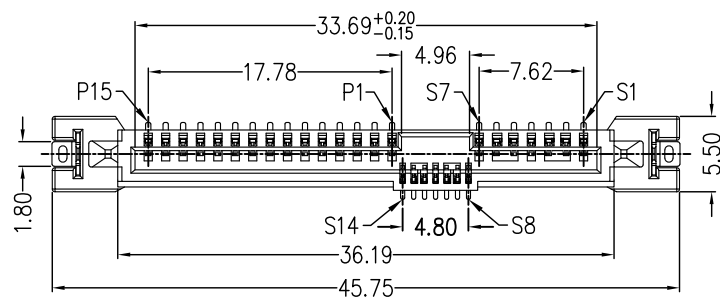
B

C

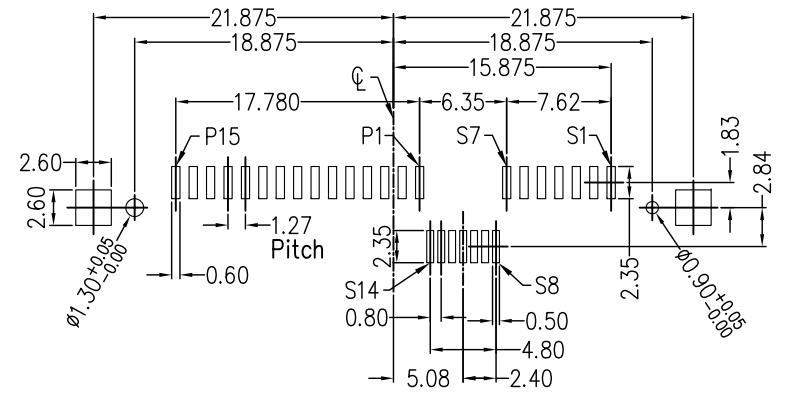
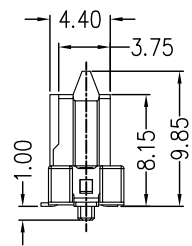
D

E

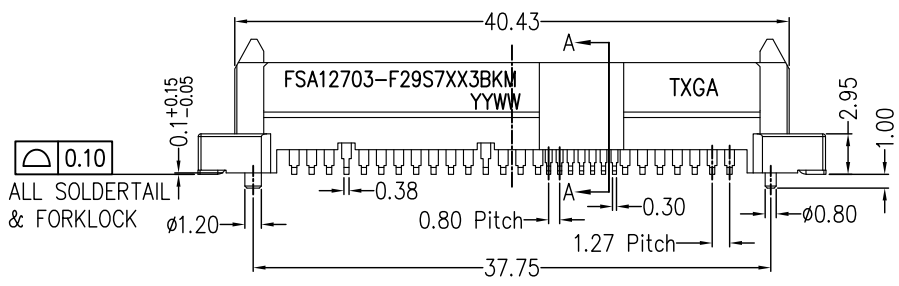
F



SECTION A-A
SCALE 2:1



RECOMMENDED PCB LAYOUT (Tolerance: ±0.05)

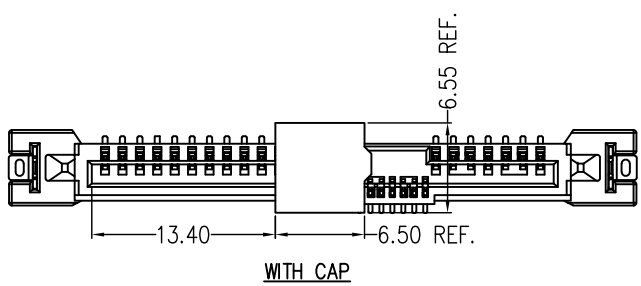


ALL SOLDER TAIL & FORK LOCK
Ø1.20

Ordering Information

FSA 127 03 - F 29 S 7 XX 3 BK M
1 2 3 4 5 6 7 8 9 10 11

1 Category FSA-SAS Connector	2 Series Number 127-Pitch 1.27mm	3 Distinction No. 03	4 Type F-Female	5 Circuits 29	6 Entry Angle S-180° Vertical	7 Plating 7-Selected gold plated on contact area, matte tin on solder tails
8 thickness of Gold Plating 15-15u" 30-30u"	9 Material-Resin 3-LCP	10 Color-Resin BK-Black	11 Packaging M-Reel			



THIRD ANGLE PROJECTION	GENERAL TOLERANCES (UNLESS SPECIFIED)		APPROVE BY LEO	DATE 07/JAN/25	PART NO. FSA12703-F29S7XX3BKM	ITEM NO. FSA12703	 Building Technology Cornerstone	
	X. ±0.30	X.' ±5'	CHECKED BY GISELLE	DATE 07/JAN/25	TITLE SAS Connector (12G) 29 Circuits 180° Vertical(SMT)			REV 0
	X.X ±0.20	X.X' ±2'	DRAWN BY HUANG	DATE 07/JAN/25	THIS DRAWING CONTAINS INFORMATION THAT IS PROPRIETARY TO TXGA INDUSTRIAL ELECTRONICS(S.Z)CO.,LTD AND SHOULD NOT BE USED WITHOUT WRITTEN PERMISSION			SHEET NO. 1/1
	X.XX ±0.15	X.XX' ±1'						
SCALE 5:1	SIZE A4	X.XXX ±0.10	X.XXX' ±0.5'					