

| REV | LOCATIONS | DESCRIPTION | DATE | REVISER | APPD |
|-----|-----------|-------------|------|---------|------|
| | | | | | |

A

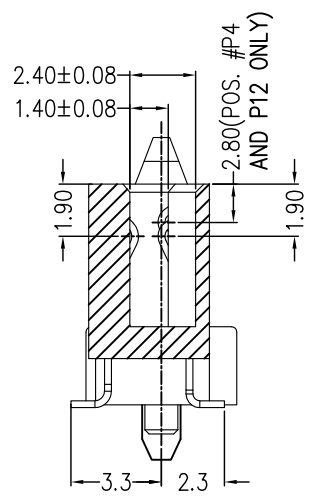
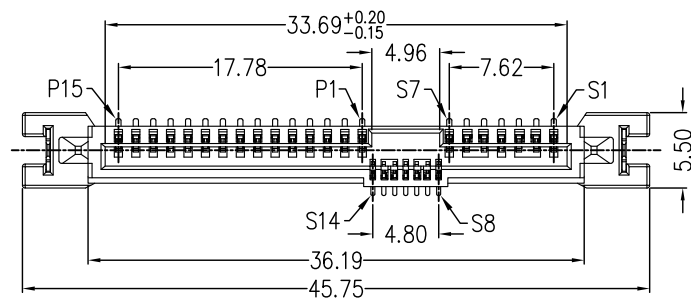
B

C

D

E

F



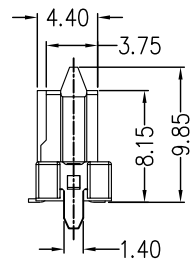
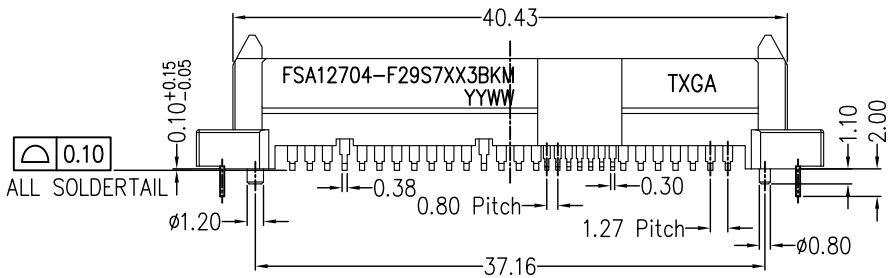
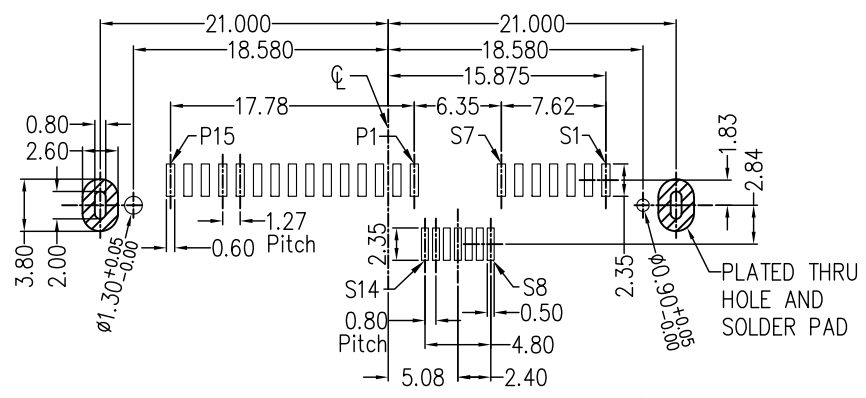
SPECIFICATIONS

Electrical

- Current Rating: 1.5A AC(rms)/DC
- Voltage Rating: 30V AC(rms)/DC
- Contact Resistance: 30mΩ Max
- Insulation Resistance: 1000MΩ Min
- Withstanding Voltage: 500V AC r.m.s
- Temperature Range-Operating: -25°C ~ +85°C

Material

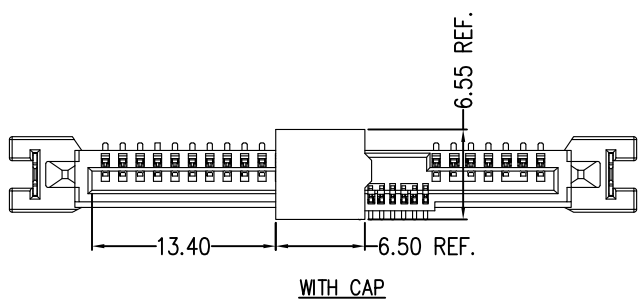
- Housing: LCP (UL 94V-0) Black
- Contact: Copper Alloy/ Selected gold plated on contact area, matte tin on solder tails
- Pegs: Copper Alloy/ 100u" Min. Matte Tin Plated



Ordering Information

FSA 127 04 - F 29 S 7 XX 3 BK M
1 2 3 4 5 6 7 8 9 10 11

| | | | | | | | | | | | | | |
|---|---------------------------|---|-----------------|----|-----------------|----|-----------|---|----------|---|-----------------|---|---|
| 1 | Category | 2 | Series Number | 3 | Distinction No. | 4 | Type | 5 | Circuits | 6 | Entry Angle | 7 | Plating |
| | FSA-SAS Connector | | 127-Pitch1.27mm | | 04 | | F-Female | | 29 | | S-180° Vertical | | 7-Selected gold plated on contact area, matte tin on solder tails |
| 8 | thickness of Gold Plating | 9 | Material-Resin | 10 | Color-Resin | 11 | Packaging | | | | | | |
| | 15-15u" 30-30u" | | 3-LCP | | BK-Black | | M-Reel | | | | | | |



| | | | | | | | | |
|-------------------------------|---------------------------------------|-------------|--------------|-----------|---|--|--|---------------|
| <p>THIRD ANGLE PROJECTION</p> | GENERAL TOLERANCES (UNLESS SPECIFIED) | | APPROVE BY | DATE | PART NO. | ITEM NO. | <p>Building Technology Cornerstone</p> | |
| | X. ±0.30 | X.' ±5' | LEO | 07/JAN/25 | FSA12704-F29S7XX3BKM | FSA12704 | | |
| | DESIGN UNITS METRIC | | CHECKED BY | DATE | TITLE | | | REV 0 |
| | X.X ±0.20 | X.X' ±2' | GISELLE | 07/JAN/25 | SAS Connector (12G) 29 Circuits 180° Vertical(SMT) | | | SHEET NO. 1/1 |
| SCALE | SIZE | X.XX ±0.15 | X.XX' ±1' | DRAWN BY | DATE | THIS DRAWING CONTAINS INFORMATION THAT IS PROPRIETARY TO TXGA INDUSTRIAL ELECTRONICS(S.Z)CO.,LTD AND SHOULD NOT BE USED WITHOUT WRITTEN PERMISSION | | |
| 5:1 | A4 | X.XXX ±0.10 | X.XXX' ±0.5' | HUANG | 07/JAN/25 | | | |