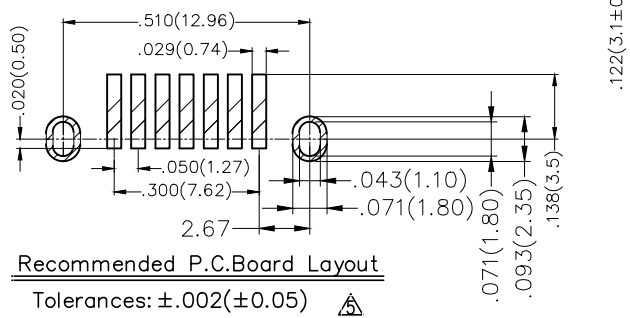
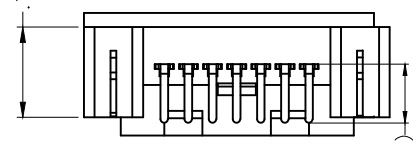
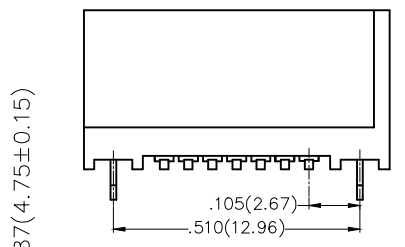
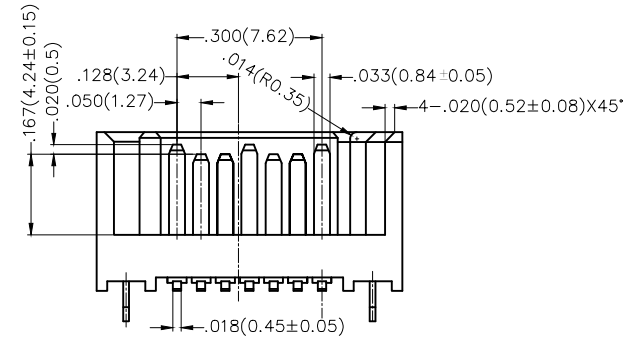
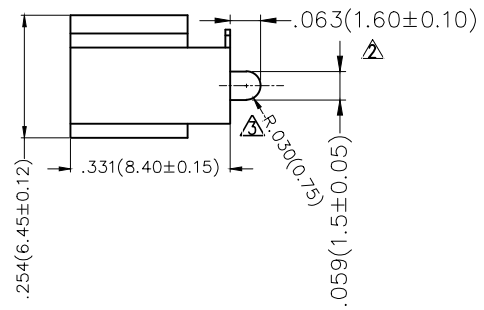
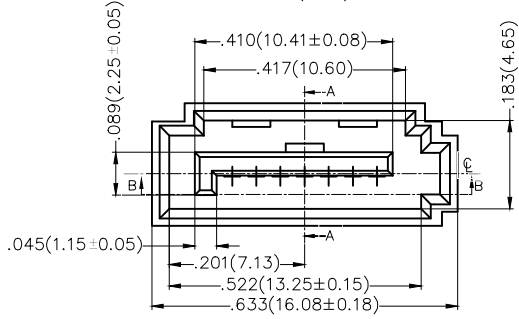
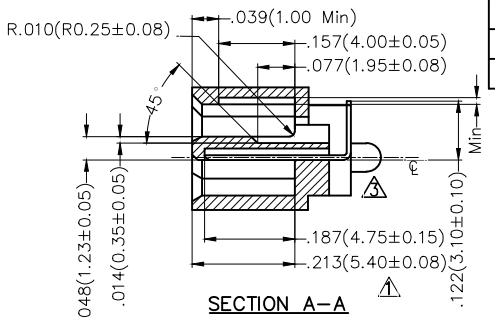
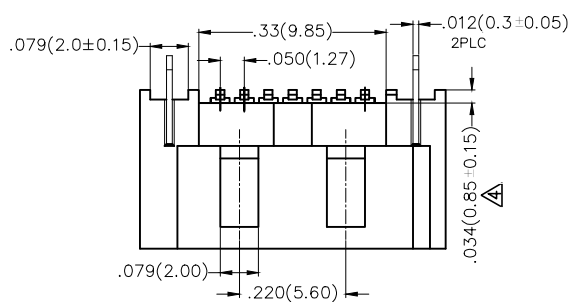


REV	LOCATIONS	DESCRIPTION	DATE	REVISER	APPD
1	△	SIZE CHANGE	20190524	KATE	CHERRY
2	△	SIZE CHANGE	20190701	KATE	CHERRY
3	△	Structure change	20200309	KATE	CHERRY
4	△	SIZE CHANGE	20211217	KATE	CHERRY
5	△	P.C.Board Layout	20220105	KATE	CHERRY

SPECIFICATIONS

Electrical
 Current Rating: 1.5A AC(rms)/DC
 Contact Resistance: 20 mΩ Max
 Insulation Resistance: 800 MΩ MIN
 Withstanding Voltage: 600V AC r.m.s
 Temperature Range-Operating: -40°C~+105°C


Material
 Housing: Thermoplastic UL94V-0, Black
 Terminal: Copper Alloy, Gold Plated 1μ" On Contact Area,
 Matte-Tin Plated On Solder Tails,
 With Entire Contact Underplated Nickel 50μ"
 Board Lock: Copper Alloy, Matte-Tin Plated Over Nickel



Ordering Information

FST 07 18 - M S S 3 XX 3 K6 X
 1 2 3 4 5 6 7 8 9 10 11

1	Category	2	Circuits	3	Distinction No.	4	Type	5	Assembly Layout	6	Entry Angle
	FST-SATA		07-7		18		M-Male		S-SMT		S-Vertical
7	Plating	8	Thickness of Gold Plating	9	Material-Resin	10	Color-Resin	11	Packaging		
	3-Half Gold/Tin		00-Gold Flash 01-1u" 05-5u" ... Custom Plate Available		3-LCP		K6-Black		M-Reel L-Tube		

THIRD ANGLE PROJECTION	GENERAL TOLERANCES (UNLESS SPECIFIED)		APPROVE BY	DATE	PART NO.	ITEM NO.	 Leader Of Industry
	X.±.012(0.30)	X.±5'	FRANK	18/JUN/13	FST0718-MSS3XX3K6X	FST0718	
DESIGN UNITS Inch (metric)	X.X±.008(0.20)	X.±2'	CHECKED BY	DATE	TITLE		
SCALE	X.XX±.006(0.15)	.XX±1'	CHERRY	18/JUN/13	SATA 7P MALE SMT		REV 5
SIZE	X.XXX±.004(0.10)	.XXX±0.5'	DRAWN BY	DATE	THIS DRAWING CONTAINS INFORMATION THAT IS PROPRIETARY TO TXGA INDUSTRIAL ELECTRONICS(S.Z)CO.,LTD AND SHOULD NOT BE USED WITHOUT WRITTEN PERMISSION		SHEET NO. 1/2
5:1			KATE	18/JUN/13			

1 2 3 4 5 6 7 8

REV	LOCATIONS	DESCRIPTION	DATE	REVISER	APPD

A

B

C

D

E

F

A

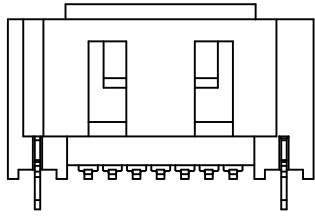
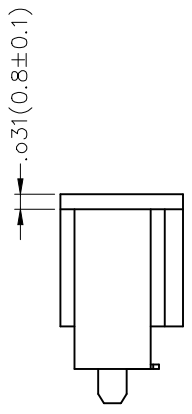
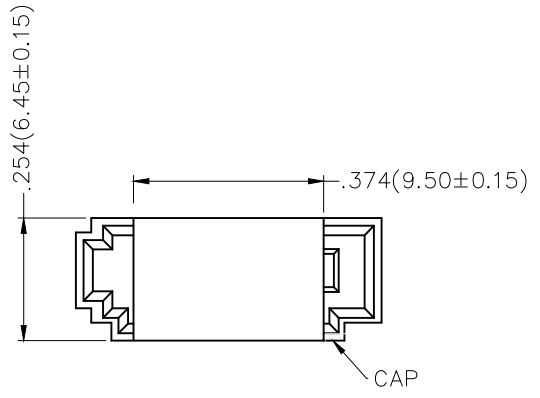
B

C

D

E

F



 THIRD ANGLE PROJECTION	GENERAL TOLERANCES (UNLESS SPECIFIED)		APPROVE BY FRANK	DATE 18/JUN/13	PART NO. FST0718-MSS3XX3K6X	ITEM NO. FST0718	 Leader Of Industry
	DESIGN UNITS Inch (metric)	X.X±.012(0.30) X.XX±.008(0.20) X.XXX±.006(0.15) X.XXX±.004(0.10)	X'±5' .X'±2' .XX'±1' .XXX'±0.5'	CHECKED BY CHERRY	DATE 18/JUN/13	TITLE SATA 7P MALE SMT	
SCALE 5:1	SIZE A4		DRAWN BY KATE	DATE 18/JUN/13	THIS DRAWING CONTAINS INFORMATION THAT IS PROPRIETARY TO TXGA INDUSTRIAL ELECTRONICS(S.Z)CO.,LTD AND SHOULD NOT BE USED WITHOUT WRITTEN PERMISSION		REV 5 SHEET NO. 2/2

1 2 3 4 5 6 7 8