

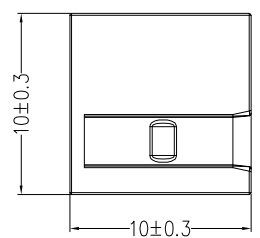
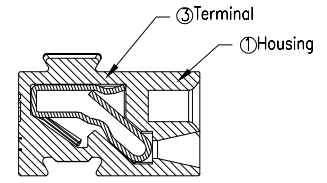

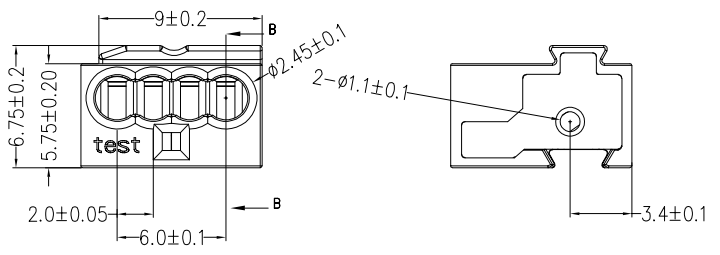
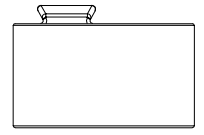
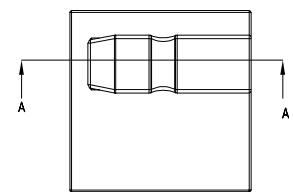
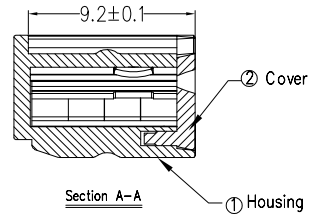
REV	LOCATIONS	DESCRIPTION	DATE	REVISER	APPD

SPECIFICATIONS

Material and Plating
 1. Housing, PA66, 94V-0, ROHS2.0, White/Yellow/Red/Black/Grey
 2. Cover, PA66, 94V-0, ROHS2.0, White
 3. Terminal, Phosphor Bronze ,Tin Plated

Electrical
 Voltage Rating, 150V 130V (EN/IEC60998-2-2)
 Current Rating, 7A 9A (EN/IEC60998-2-2)

Wire range
 Solid Wire (AWG), 18-22 0.34-0.75mm²
 Wire strip length , 5-6mm
 Withstanding Volatage, 1.3KV 1.25KV
 Oprating temperature, -40°C~+105°C



Part No.	① Housing-Color
FTB57501-F01S2GYB-001	Grey
FTB57501-F01S2BKB-001	Black
FTB57501-F01S2WHB-001	White
FTB57501-F01S2YEB-001	Yellow
FTB57501-F01S2RDB-001	Red

<p>THIRD ANGLE PROJECTION</p>	GENERAL TOLERANCES (UNLESS SPECIFIED)		APPROVE BY	DATE	PART NO.	ITEM NO.	<p>Building Technology Cornerstone</p>
	X. ±0.30	X.* ±5*	LEO	30/JAN/23	FTB57501-F01S2XXB-001	FTB57501	
DESIGN UNITS METRIC	X.X ±0.20	X.X* ±2*	CHECKED BY	DATE	TITLE		REV 0 SHEET NO. 1/1
SCALE 5:1 SIZE A4	X.XX ±0.15	X.XX* ±1*	GISELLE	30/JAN/23	Terminal Block 5.75mm Pitch 2Circuits		
	X.XXX ±0.10	X.XXX* ±0.5*	DRAWN BY	DATE	THIS DRAWING CONTAINS INFORMATION THAT IS PROPRIETARY TO TXGA INDUSTRIAL ELECTRONICS(S.Z)CO.,LTD AND SHOULD NOT BE USED WITHOUT WRITTEN PERMISSION		
			CHERRY	30/JAN/23			