

1 2 3 4 5 6 7 8

REV	LOCATIONS	DESCRIPTION	DATE	REVISER	APPD

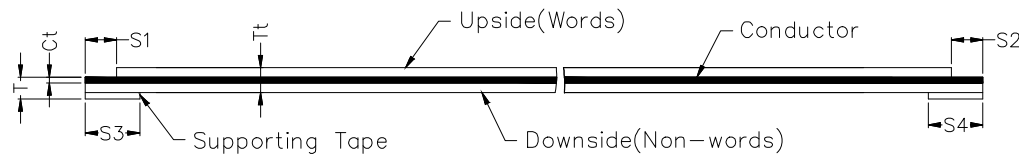
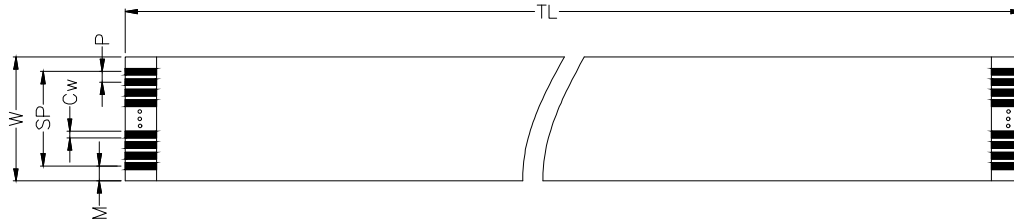
SPECIFICATIONS

Electrical

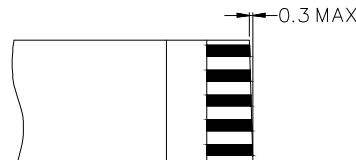
Current Rating: 0.5A AC(rms)/DC
 Voltage Rating: 60V AC(rms)/DC
 Withstanding Voltage: 200V AC r.m.s
 Temperature Range-Operating: -40°C~+85°C

Recommended storage condition

Temperature: 15°C~25°C
 Humidity: 30~60%(RH)



Drawing	Item	Dimension
N	Number of conductors	30
P	Pitch	0.50±0.05
SP	Total Pitch	14.5±0.07
W	Total Width	15.5±0.07
TL	Total Length	87±1
M	Margin Width	0.5±0.07
T	Terminal Thickness	0.30±0.05
Ct	Conductor Thickness	0.035
Cw	Conductor Width	0.30±0.025
S1	Strip length	3.0±0.5
S2	Strip length	3.0±0.5
S3	Supporting Tape Length	6.0±1.0
S4	Supporting Tape Length	6.0±1.0
Tt	Thickness insulation	0.12±0.03
Supporting Tape Thickness		0.225mm
PET(Insulation)		0.043mm (20624)
PET(Insulation)		0.043mm White



NO. SPECIFICATION

<p>THIRD ANGLE PROJECTION</p>	GENERAL TOLERANCES (UNLESS SPECIFIED)		APPROVE BY	DATE	PART NO.	ITEM NO.	<p>Leader Of Industry</p>	
	X. ±0.30	X.* ±5°	FRANK	25/DEC/20	FTS050030-N087A-01	TS050030		
	DESIGN UNITS Metric		CHECKED BY	DATE	TITLE			REV 0 SHEET NO. 1/1
	X.X ±0.20	X.X* ±2°	CHERRY	25/DEC/20	FLEXIBLE FLAT CABLE			
SCALE	SIZE	X.XX ±0.15	X.XX* ±1°	DRAWN BY	DATE	THIS DRAWING CONTAINS INFORMATION THAT IS PROPRIETARY TO TXGA INDUSTRIAL ELECTRONICS(S.Z)CO.,LTD AND SHOULD NOT BE USED WITHOUT WRITTEN PERMISSION		
5:1	A4	X.XXX ±0.10	X.XXX* ±0.5°	JOE	25/DEC/20			

1 2 3 4 5 6 7 8