

| REV | LOCATIONS | DESCRIPTION | DATE | REVISER | APPD |
|-----|-----------|-------------|------|---------|------|
| | | | | | |

SPECIFICATIONS

Electrical

Current Rating: 1.0A AC(rms)/DC

Voltage Rating: 100V AC(rms)/DC

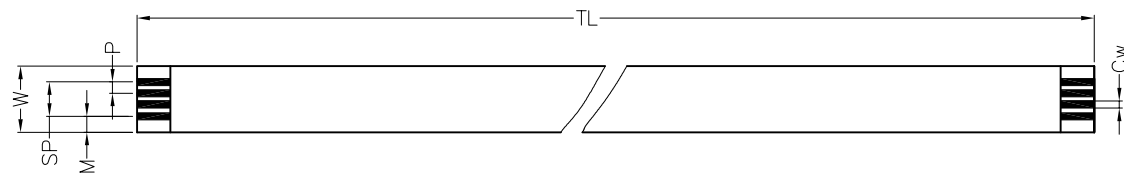
Withstanding Voltage: 500V AC r.m.s

Temperature Range-Operating: -40°C~+80°C

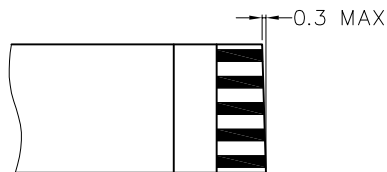
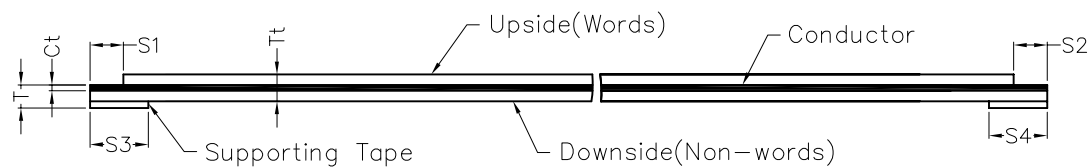
Recommended storage condition

Temperature: 15°C~25°C

Humidity: 30~60%(RH)



| Drawing | Item | Dimension |
|---------------------------|------------------------|-----------------|
| N | Number of conductors | 4 |
| P | Pitch | 1.00±0.10 |
| SP | Total Pitch | 3.0±0.15 |
| W | Total Width | 5.0±0.20 |
| TL | Total Length | 100±2 |
| M | Margin Width | 1.00±0.15 |
| T | Terminal Thickness | 0.30±0.05 |
| Ct | Conductor Thickness | 0.035 |
| Cw | Conductor Width | 0.65±0.025 |
| S1 | Strip length | 4.0±0.5 |
| S2 | Strip length | 4.0±0.5 |
| S3 | Supporting Tape Length | 8.0±1.0 |
| S4 | Supporting Tape Length | 8.0±1.0 |
| Tt | Thickness insulation | 0.12±0.05 |
| Supporting Tape Thickness | | 0.225mm |
| PET(Insulation) | | 0.043mm (20624) |
| PET(Insulation) | | 0.043mm White |



| | | | | | | | |
|----------------------------|---------------------------------------|--------------|------------|-----------|--|-----------|------------------------|
| THIRD ANGLE PROJECTION | GENERAL TOLERANCES (UNLESS SPECIFIED) | | APPROVE BY | DATE | PART NO. | ITEM NO. | Leader Of Industry |
| | X. ±0.30 | X.' ±5' | FRANK | 25/MAY/20 | FTS100004-N100A-01 | FTS100004 | |
| DESIGN UNITS | X.X ±0.20 | X.X' ±2' | CHECKED BY | DATE | TITLE | | REV 0 SHEET NO. 1/1 |
| Metric | X.XX ±0.15 | X.XX' ±1' | CHERRY | 25/MAY/20 | FLEXIBLE FLAT CABLE | | |
| SCALE | SIZE | X.XXX ±0.10 | DRAWN BY | DATE | THIS DRAWING CONTAINS INFORMATION THAT IS PROPRIETARY TO TXGA INDUSTRIAL ELECTRONICS(S.Z)CO.,LTD AND SHOULD NOT BE USED WITHOUT WRITTEN PERMISSION | | APPD |
| 5:1 | A4 | X.XXX' ±0.5' | ZOEY | 25/MAY/20 | | | |