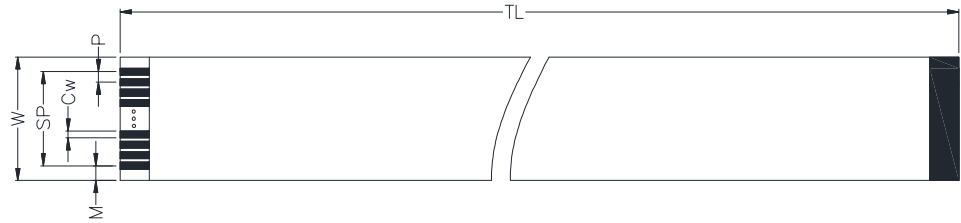


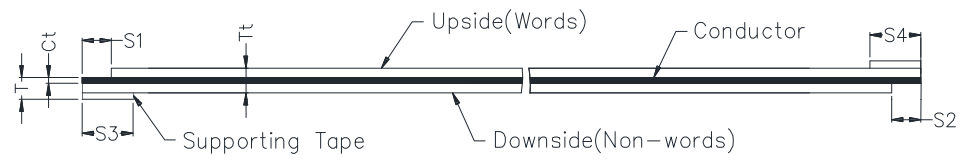
REV	LOCATIONS	DESCRIPTION	DATE	REVISER	APPD



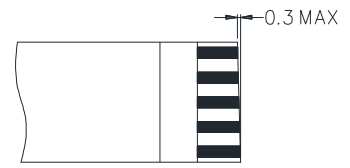
SPECIFICATIONS

Electrical
 Current Rating: 1.0 A AC(rms)/DC
 Voltage Rating: 120V AC(rms)/DC
 Withstanding Voltage: 200V AC r.m.s
 Temperature Range-Operating: -40°C~+85°C

Recommended storage condition
 Temperature: 15°C~25°C
 Humidity: 30~60%(RH)



Drawing	Item	Dimension
N	Number of conductors	22
P	Pitch	1.00±0.10
SP	Total Pitch	21.0±0.15
W	Total Width	23.0±0.20
TL	Total Length	100±5
M	Margin Width	1.00±0.15
T	Terminal Thickness	0.30±0.05
Ct	Conductor Thickness	0.035
Cw	Conductor Width	0.65±0.025
S1	Strip length	3.0±1.0
S2	Strip length	3.0±1.0
S3	Supporting Tape Length	6.0±2.0
S4	Supporting Tape Length	6.0±2.0
Tt	Thickness insulation	0.12±0.05
Supporting Tape Thickness		0.225mm
PET(Insulation)		0.043mm (20624)
PET(Insulation)		0.043mm White



<p>THIRD ANGLE PROJECTION</p>		<p>GENERAL TOLERANCES (UNLESS SPECIFIED)</p>		<p>APPROVE BY FRANK</p>	<p>DATE 14/MAY/21</p>	<p>PART NO. FTS100022-N100B-01</p>	<p>ITEM NO. FTS100022</p>	<p>TXGA Leader Of Industry</p>
<p>DESIGN UNITS Metric</p>		<p>X.±0.30</p>	<p>X.°±5°</p>	<p>CHECKED BY CHERRY</p>	<p>DATE 14/MAY/21</p>	<p>TITLE FLEXINLE FLAT CABLE</p>		
<p>SCALE 5:1</p>	<p>SIZE A4</p>	<p>X.XX±0.15</p>	<p>X.XX°±1°</p>	<p>DRAWN BY JOE</p>	<p>DATE 14/MAY/21</p>	<p>REV 0</p>	<p>SHEET NO. 1/1</p>	
<p>THIS DRAWING CONTAINS INFORMATION THAT IS PROPRIETARY TO TXGA INDUSTRIAL ELECTRONICS(S,Z)CO.,LTD AND SHOULD NOT BE USED WITHOUT WRITTEN PERMISSION</p>								