

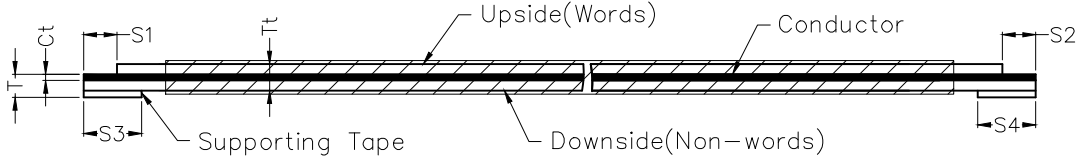
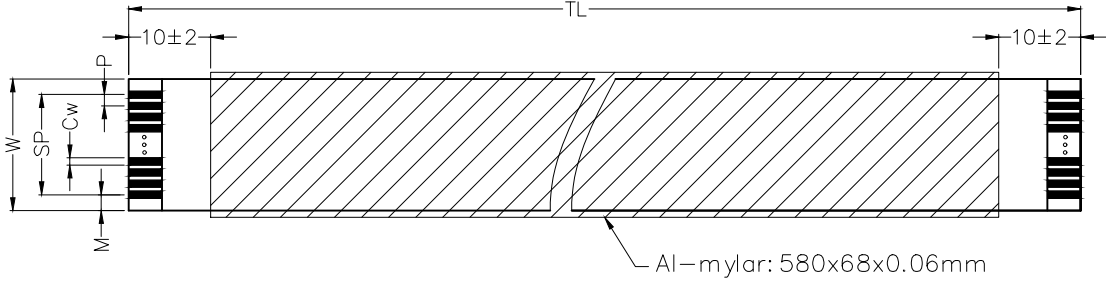
1 2 3 4 5 6 7 8

| REV | LOCATIONS | DESCRIPTION | DATE | REVISER | APPD |
|-----|-----------|-------------|------|---------|------|
| | | | | | |

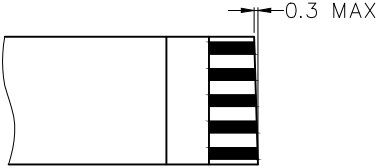
SPECIFICATIONS

Electrical
 Current Rating: 1.0A AC(rms)/DC
 Voltage Rating: 100V AC(rms)/DC
 Withstanding Voltage: 500V AC r.m.s
 Temperature Range-Operating: -40°C~+80°C

Recommended storage condition
 Temperature: 15°C~25°C
 Humidity: 30~60%(RH)



| Drawing | Item | Dimension |
|---------------------------|------------------------|-----------------|
| N | Number of conductors | 30 |
| P | Pitch | 1.00±0.10 |
| SP | Total Pitch | 29.0±0.15 |
| W | Total Width | 31.0±0.20 |
| TL | Total Length | 600±10 |
| M | Margin Width | 1.00±0.15 |
| T | Terminal Thickness | 0.30±0.05 |
| Ct | Conductor Thickness | 0.035 |
| Cw | Conductor Width | 0.65±0.025 |
| S1 | Strip length | 4.0±1.0 |
| S2 | Strip length | 4.0±1.0 |
| S3 | Supporting Tape Length | 8.0±2.0 |
| S4 | Supporting Tape Length | 8.0±2.0 |
| Tt | Thickness insulation | 0.12±0.05 |
| Supporting Tape Thickness | | 0.225mm |
| PET(Insulation) | | 0.043mm (20624) |
| PET(Insulation) | | 0.043mm White |



| | | | | | | | | |
|-------------------------------|---------------------------------------|--|--|----------------------|--|------------------------------|---------------------------|---------------|
| <p>THIRD ANGLE PROJECTION</p> | GENERAL TOLERANCES (UNLESS SPECIFIED) | | APPROVE BY FRANK | DATE 27/NOV/20 | PART NO. FTS100030-N600A-01 | ITEM NO. FTS100030 | <p>Leader Of Industry</p> | |
| | DESIGN UNITS Metric | X. ±0.30 X.X ±0.20 X.XX ±0.15 X.XXX ±0.10 | X.* ±5° X.X* ±2° X.XX* ±1° X.XXX* ±0.5° | CHECKED BY CHERRY | DATE 27/NOV/20 | TITLE FLEXIBLE FLAT CABLE | | |
| SCALE 5:1 | SIZE A4 | DRAWN BY KATE | | DATE 27/NOV/20 | THIS DRAWING CONTAINS INFORMATION THAT IS PROPRIETARY TO TXGA INDUSTRIAL ELECTRONICS(S.Z)CO.,LTD AND SHOULD NOT BE USED WITHOUT WRITTEN PERMISSION | | REV 0 | SHEET NO. 1/1 |

1 2 3 4 5 6 7 8