

REV	LOCATIONS	DESCRIPTION	DATE	REVISER	APPD
1		Add packaging specification	03/MAR/23	MATT	KATE

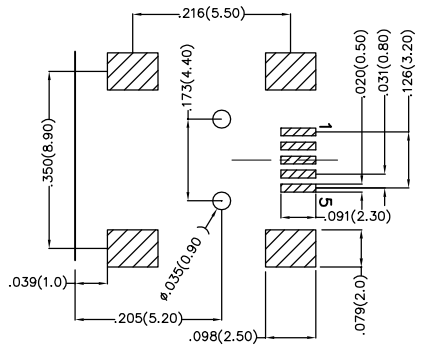
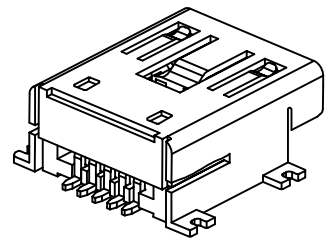
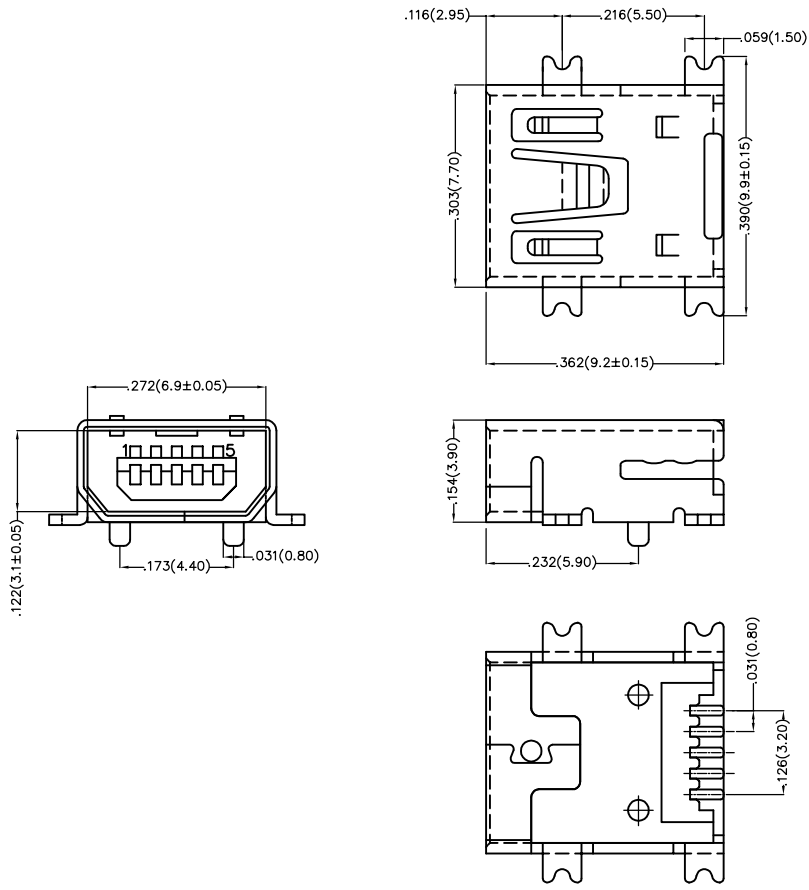
SPECIFICATIONS

Electrical
 Current Rating: 1A AC(rms)/DC
 Voltage Rating: 30V AC(rms)/DC
 Contact Resistance: 50 mΩ Max
 Insulation Resistance: 100 MΩ MIN
 Withstanding Voltage: 100V AC r.m.s
 Temperature Range—Operating: -40°C~+85°C

Material and Plating
 Housing: LCP (UL 94V-0),Colour:Black
 Contact:Phosphor Bronze/Gold Plated On Contact Area ,Tin Plated On Solderails,Nickel Under Plated Over All
 Shell: Copper Alloy/Nickel Plated

Pinassignment:

Pins	1	2	3	4	5
Signal name	VBUS	D-	D+	ID	GND



Recommended P.C.Board Layout

Ordering Information

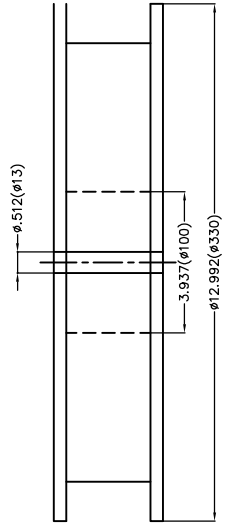
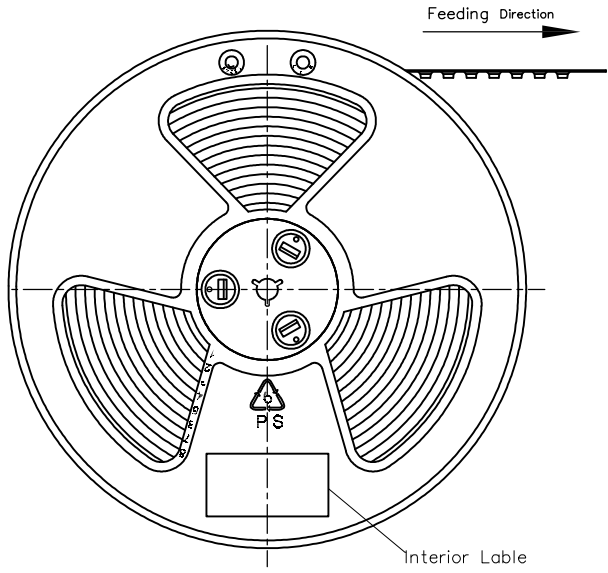
FUS 1 17 — F S B K6 M
 1 2 3 4 5 6 7 8

1 Series Name FUS-USB	2 Series Number 1-MINI USB	3 Distinction No. 17	4 Type F-Female
5 Assembly Layout S-SMT	6 Entry Type B-Side Entry type	7 Plastic Colour K6-Black	8 Packaging M-Reel

THIRD ANGLE PROJECTION	GENERAL TOLERANCES (UNLESS SPECIFIED)		APPROVE BY	DATE	PART NO.	ITEM NO.	 Building Technology Cornerstone
	DESIGN UNITS Inch (metric)	X.±.012(0.30)	X:±5'	FRANK	15/JUL/13	FUS117-FSBK6M	
SCALE	X.XX±.008(0.20)	.X'±2'	CHECKED BY	DATE	TITLE	REV 1	SHEET NO. 1/2
5:1	X.XX±.006(0.15)	.XX'±1'	DRAWN BY	DATE	THIS DRAWING CONTAINS INFORMATION THAT IS PROPRIETARY TO TXGA INDUSTRIAL ELECTRONICS(S.Z)CO.,LTD AND SHOULD NOT BE USED WITHOUT WRITTEN PERMISSION		
	X.XXX±.004(0.10)	.XXX'±0.5'	JACOB	15/JUL/13			

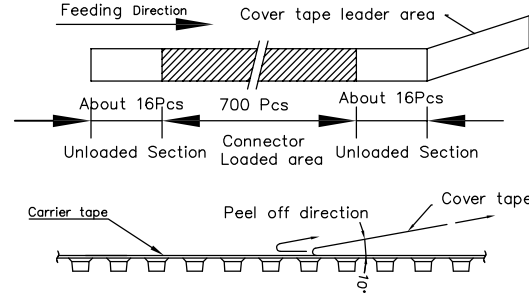
1 2 3 4 5 6 7 8

REV	LOCATIONS	DESCRIPTION	DATE	REVISER	APPD

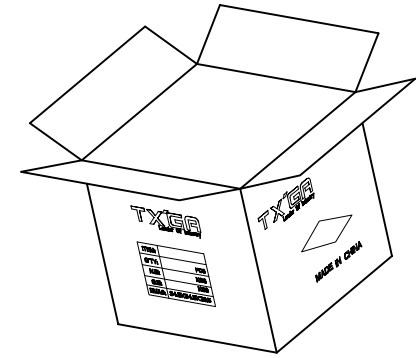
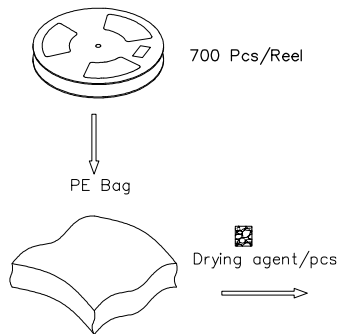
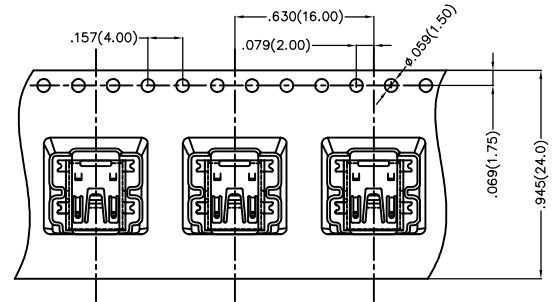


Note:

1. 10 sprocket hole cumulative tolerance ± 0.2
2. Carrier camber is within 1.0mm in 250mm
3. Material: White Conductive polystyrene Alloy 100% recyclable
4. All dimensions meet EIA-481-3 requirements
5. Peel off force of cover tape & carrier tape: 2.0g~130g(0.2N~1.3N)
6. Component load per 13" reel: 700 pcs



Feeding Direction



 THIRD ANGLE PROJECTION	GENERAL TOLERANCES (UNLESS SPECIFIED)		APPROVE BY FRANK	DATE 15/JUL/13	PART NO. FUS117-FSBK6M	ITEM NO. FUS117	 Building Technology Cornerstone
	DESIGN UNITS Inch (metric)	X. \pm .012(0.30)	X. \pm 5'	CHECKED BY CHERRY	DATE 15/JUL/13	TITLE MINI USB AB TYPE FEMALE CONN	
SCALE 5:1	SIZE A4	X.XX \pm .006(0.15)	.XX \pm 1'	DRAWN BY JACOB	DATE 15/JUL/13	THIS DRAWING CONTAINS INFORMATION THAT IS PROPRIETARY TO TXGA INDUSTRIAL ELECTRONICS(S.Z)CO.,LTD AND SHOULD NOT BE USED WITHOUT WRITTEN PERMISSION	
		X.XXX \pm .004(0.10)	.XXX \pm 0.5'			REV 1	SHEET NO. 2/2

1 2 3 4 5 6 7 8