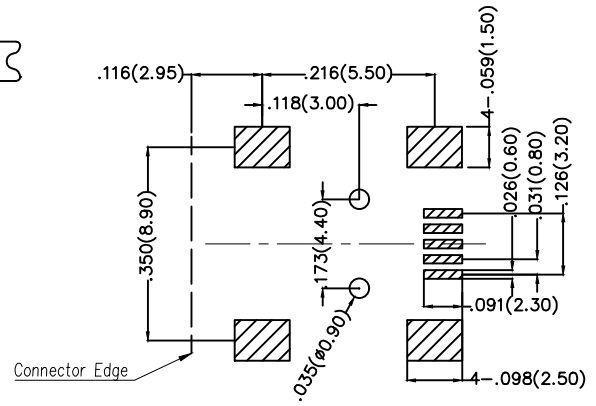
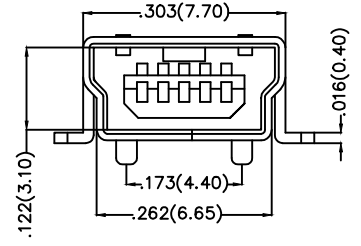
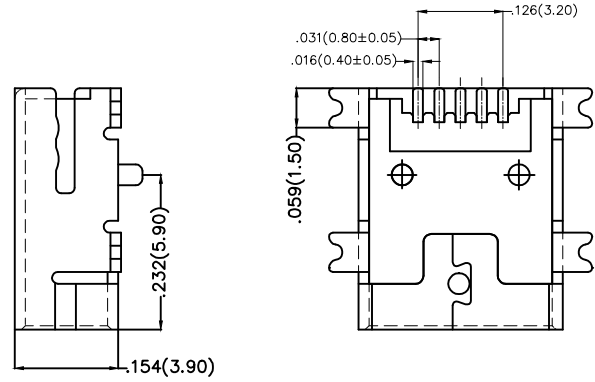
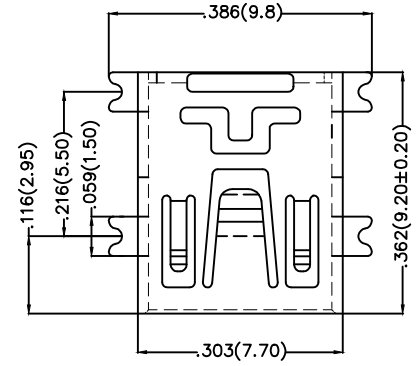
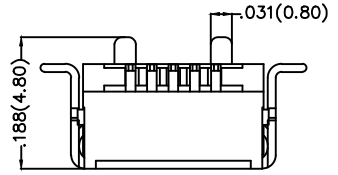


REV	LOCATIONS	DESCRIPTION	DATE	REVISER	APPD
1	△	1: Shell chang from SPCC to Brass 2: Upadte Packaging Specification	06/SEP/24	MATT	LEO

Electrical

Current Rating: 1A AC(rms)/DC
Voltage Rating: 30V AC(rms)/DC
Contact Resistance: 20 m Ω Max
Insulation Resistance: 1000 M Ω MIN
Withstanding Voltage: 600V AC r.m.s
Temperature Range—Operating: -40°C ~+85°C
Material and Plating
Housing: LCP(UL 94V-0)
Contact Pin: Phosphor Bronze
Plating: Selective gold in contact area, Tin on tail.
△ Shell: Brass/Nickel Plated



Recommended P.C.Board Layout

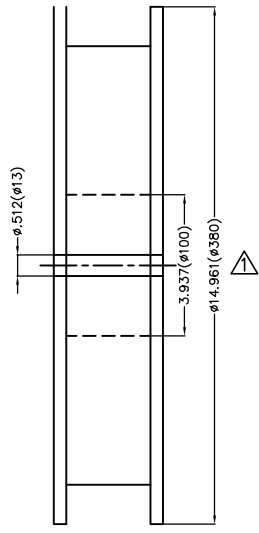
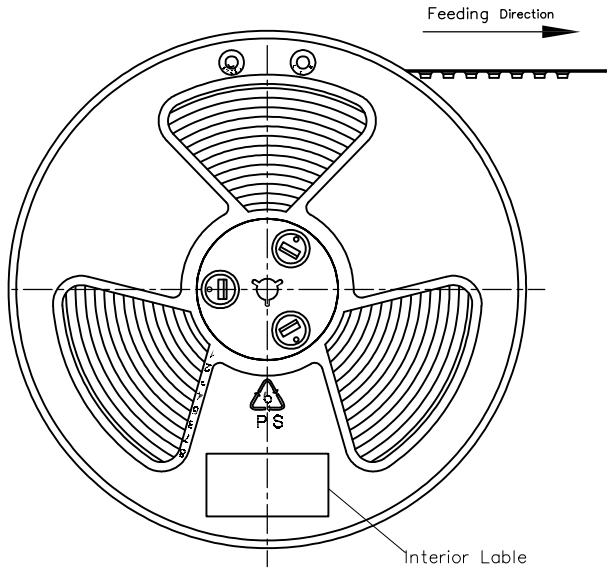
<p>THIRD ANGLE PROJECTION</p>	GENERAL TOLERANCES (UNLESS SPECIFIED)		APPROVE BY	DATE	PART NO.	ITEM NO.	<p>Building Technology Cornerstone</p>
	X.±.012(0.30)	X.±5'	FRANK	17JUL/13	FUS119-FSBK6M	FUS119	
	X.X±.008(0.20)	.X'±2'	CHECKED BY	DATE	TITLE		
	X.XX±.006(0.15)	.XX'±1'	CHERRY	17/JUL/13	Mini USB 5Circuits 90°Angle Female(SMT)		
SCALE	SIZE	X.XXX±.004(0.10)	.XXX'±0.5'	DRAWN BY	DATE	THIS DRAWING CONTAINS INFORMATION THAT IS PROPRIETARY TO TXGA INDUSTRIAL ELECTRONICS(S.Z)CO.,LTD AND SHOULD NOT BE USED WITHOUT WRITTEN PERMISSION	
5:1	A4			JACOB	17/JUL/13	REV 1	SHEET NO. 1/2

1 2 3 4 5 6 7 8

REV	LOCATIONS	DESCRIPTION	DATE	REVISER	APPD

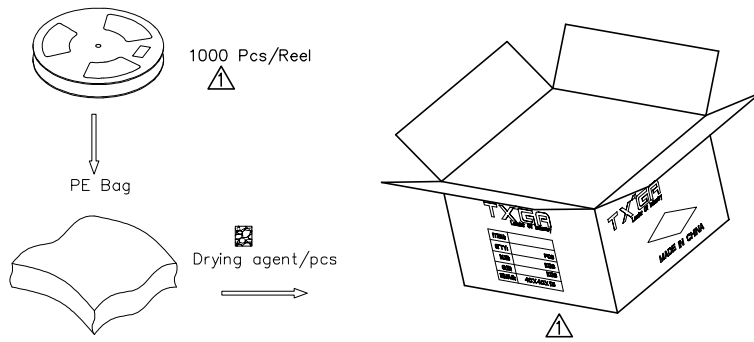
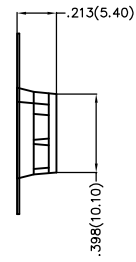
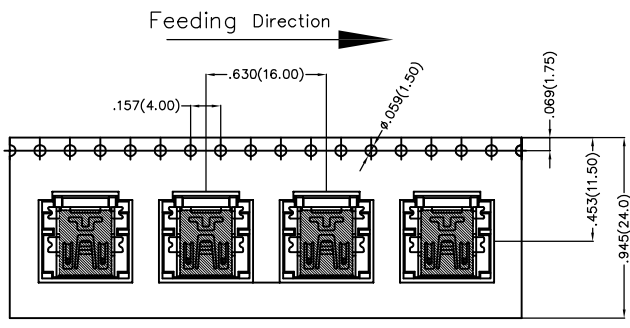
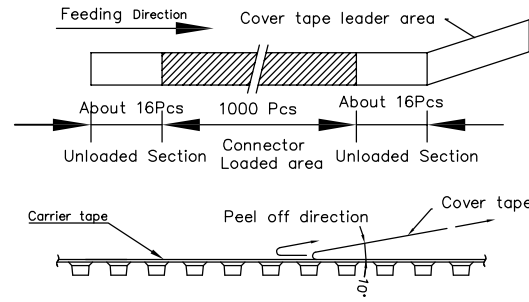
A
B
C
D
E
F

A
B
C
D
E
F



Note:

1. 10 sprocket hole cumulative tolerance ± 0.2
2. Carrier camber is within 1.0mm in 250mm
3. Material: White Conductive polystyrene Alloy 100% recyclable
4. All dimensions meet EIA-481-3 requirements
5. Peel off force of cover tape & carrier tape: 20g~130g(0.2N~1.3N)
6. Component load per 15" reel: 1,000 pcs



<p>THIRD ANGLE PROJECTION</p>	GENERAL TOLERANCES (UNLESS SPECIFIED)		APPROVE BY	DATE	PART NO.	ITEM NO.	<p>Building Technology Cornerstone</p>	
	X. \pm .012(0.30)	X.' \pm 5'	FRANK	17JUL/13	FUS119-FSBK6M	FUS119		
	X.X \pm .008(0.20)	.X' \pm 2'	CHECKED BY	DATE	TITLE		REV 1	SHEET NO. 2/2
	X.XX \pm .006(0.15)	.XX' \pm 1'	CHERRY	17/JUL/13	Mini USB 5Circuits 90°Angle Female(SMT)			
SCALE	SIZE	X.XXX \pm .004(0.10)	.XX' \pm 0.5'	DRAWN BY	DATE	THIS DRAWING CONTAINS INFORMATION THAT IS PROPRIETARY TO TXGA INDUSTRIAL ELECTRONICS(S.Z)CO.,LTD AND SHOULD NOT BE USED WITHOUT WRITTEN PERMISSION		
5:1	A4			JACOB	17/JUL/13			

1 2 3 4 5 6 7 8