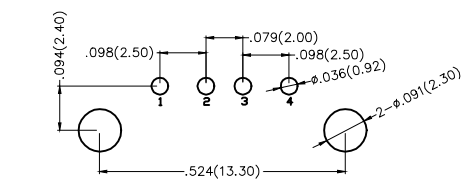
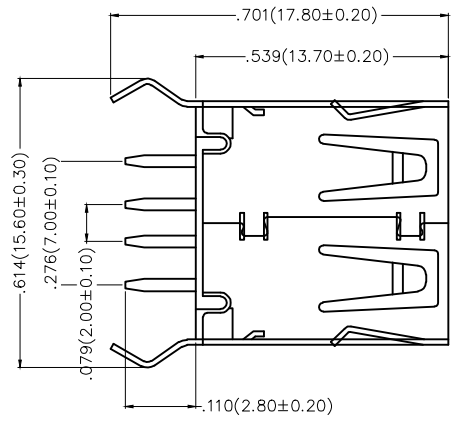
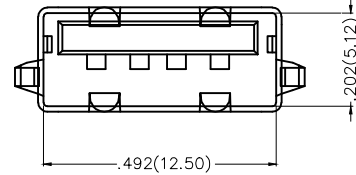
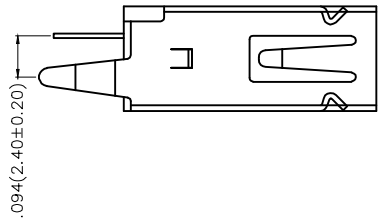


| REV | LOCATIONS | DESCRIPTION | DATE | REVISED | APPD |
|-----|-----------|-------------|------|---------|------|
| | | | | | |

Electrical
 Contact Resistance: 30 mΩ Max
 Insulation Resistance: 1000 MΩ MIN
 Withstanding Voltage: 500V AC/Minute
 Mating Force: 4.0 KG Max
 Unmating Force: 0.7 KG Min
 Material
 Housing: High Temperature Thermoplastics UL 94V-0
 Contact: Copper Alloy/Gold in contact area, tin on tail
 Shell: Copper Alloy/ Nickel Plated



Recommended P.C.Board Layout

Ordering Information

| | | | | | | | | |
|-----|---|----|---|---|---|---|----|---|
| FUS | 2 | 63 | — | F | D | S | XX | K |
| 1 | 2 | 3 | | 4 | 5 | 6 | 7 | 8 |

| | | | | | | | |
|---|-----------------|---|-----------------|---|----------------------|---|-----------|
| 1 | Category | 2 | Series Number | 3 | Distinction No. | 4 | Type |
| | FUS-USB | | 2-USB 2.0 | | 63 | | F-Female |
| 5 | Assembly Layout | 6 | Entry Angle | 7 | Color-Resin | 8 | Packaging |
| | D-DIP | | S-180° Vertical | | W1-White K6-Black | | K-Tray |

| | | | | | | | |
|-------------------------------|---------------------------------------|-----------|------------|-----------|--|----------|------------------------|
| THIRD ANGLE PROJECTION | GENERAL TOLERANCES (UNLESS SPECIFIED) | | APPROVE BY | DATE | PART NO. | ITEM NO. | Leader Of Industry |
| | X.±.014(0.35) | X.±5° | VERNON | 20/JUN/17 | FUS263-FDSXXK | FUS263 | |
| DESIGN UNITS Inch (metric) | X.X±.012(0.30) | .X±2° | CHECKED BY | DATE | TITLE | | REV 0 |
| SCALE | X.XX±.010(0.25) | .XX±1° | KATE | 20/JUN/17 | USB A-Type 4Circuits 180° Vertical Female(DIP) | | |
| 5:1 | X.XXX±.004(0.10) | .XXX±0.5° | DRAWN BY | DATE | THIS DRAWING CONTAINS INFORMATION THAT IS PROPRIETARY TO TXGA INDUSTRIAL ELECTRONICS(S.Z)CO.,LTD AND SHOULD NOT BE USED WITHOUT WRITTEN PERMISSION | | |
| SIZE | | | LXF | 20/JUN/17 | | | |
| A4 | | | | | | | |