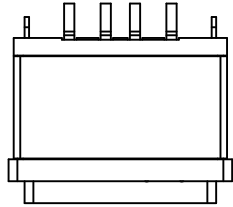
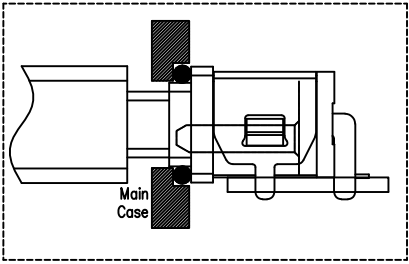


REV	LOCATIONS	DESCRIPTION	DATE	REVISER	APPD



Pinassignment:

Pins	Signal name
Pin 1	VBUS
Pin 2	DATA-
Pin 3	DATA+
Pin 4	GND

SPECIFICATIONS

Electrical

Current Rating: 3.0A AC(rms)/DC  
Voltage Rating: 5V AC(rms)/DC  
Contact Resistance: 40 mΩ Max  
Withstanding Voltage: 100V AC r.m.s  
Insulation Resistance: 100 MΩ Min  
Temperature Range-Operating: -25°C~+85°C

Mechanical

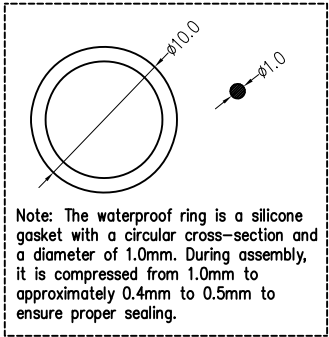
Insertion Force: 3.5Kgf Max  
Withdrawal Force: 0.8Kgf Min  
Terminal retention: 1.0kgf Min  
Durability: 1,500 cycles

Material

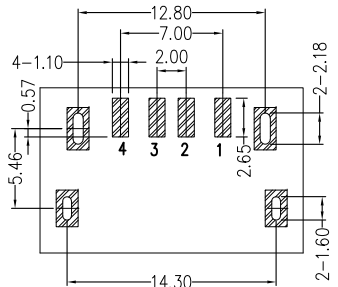
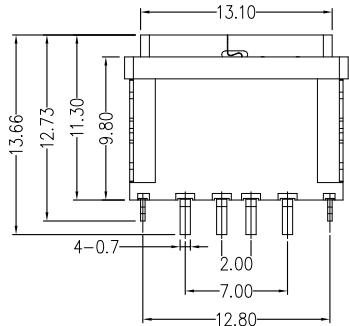
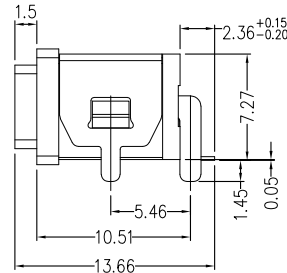
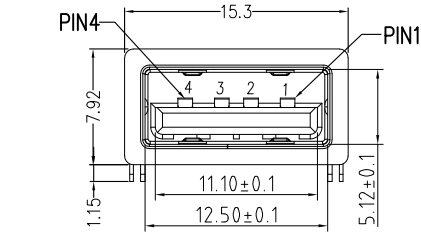
Housing: PA10T+30%GF (UL 94V-0) , Black  
Terminal: Brass  
Shell: SUS 301 1/4H  
Plastic Shell:PA9T+30%GF Black

Plating

Terminal: Gold Plated 3u" on contact area and tin plated on tails area  
Shell: Nickel plated  
Ingress protection rating:IPX8



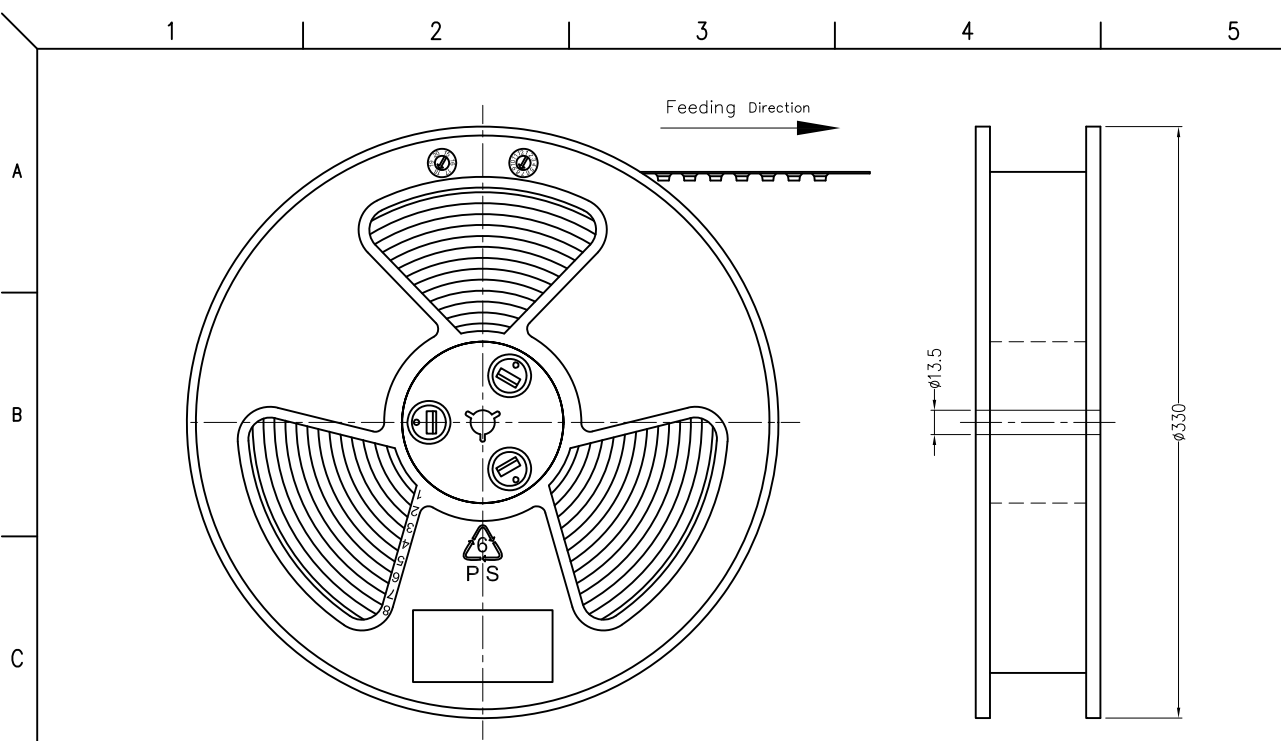
Note: The waterproof ring is a silicone gasket with a circular cross-section and a diameter of 1.0mm. During assembly, it is compressed from 1.0mm to approximately 0.4mm to 0.5mm to ensure proper sealing.



RECOMMENDED PCB LAYOUT(TOP VIEW)  
DEFAULT TOLERANCE+/-0.05  
THICKNESS T=1.6mm

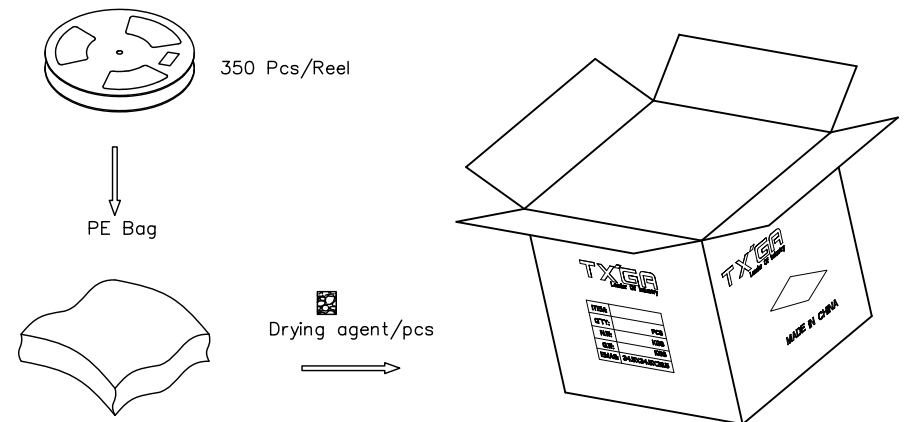
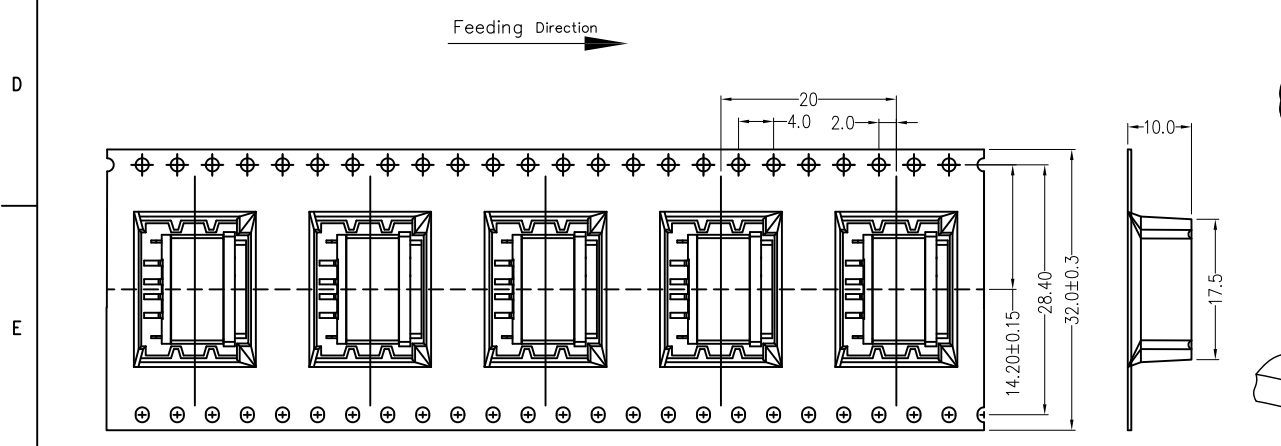
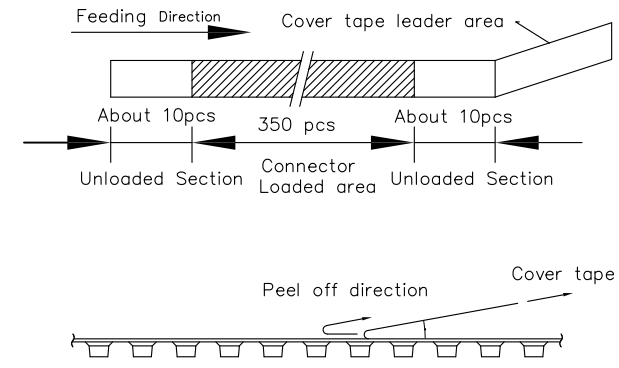
 THIRD ANGLE PROJECTION	GENERAL TOLERANCES (UNLESS SPECIFIED)		APPROVE BY	DATE	PART NO.	ITEM NO.	 Building Technology Cornerstone	
	X. ±0.30	X.' ±5'	FRANK	17/APR/23	FUS295-FSBBKM	FUS295		
	DESIGN UNITS Metric		CHECKED BY	DATE	TITLE		REV 0	SHEET NO. 1/2
	SCALE 5:1	SIZE A4	CHERRY	17/APR/23	USB A-type 4Circuits 90°Angle Female(SMT)		THIS DRAWING CONTAINS INFORMATION THAT IS PROPRIETARY TO TXGA INDUSTRIAL ELECTRONICS(S.Z)CO.,LTD AND SHOULD NOT BE USED WITHOUT WRITTEN PERMISSION	
		X.XX ±0.15	X.XX' ±1'	DRAWN BY	DATE			
		X.XXX ±0.10	X.XXX' ±0.5'	HUANG	17/APR/23			

REV	LOCATIONS	DESCRIPTION	DATE	REVISER	APPD



Note:

1. 10 sprocket hole cumulative tolerance  $\pm 0.2$
2. Carrier camber is within 1.0mm in 250mm
3. Material: Clear conductive polystyrene Alloy 100% recyclable
4. All dimensions meet EIA-481-B requirements
5. Peel off force of cover tape & carrier tape: 20g~130g (0.2N~1.3N)
6. Component load per 13" reel: 350 pcs



<p>THIRD ANGLE PROJECTION</p>	GENERAL TOLERANCES (UNLESS SPECIFIED)		APPROVE BY	DATE	PART NO.	ITEM NO.	<p>Building Technology Cornerstone</p>	
	X. $\pm 0.30$	X.' $\pm 5'$	FRANK	17/APR/23	FUS295-FSBBKM	FUS295		
	DESIGN UNITS Metric	X.X $\pm 0.20$	X.X' $\pm 2'$	CHECKED BY	DATE	TITLE	REV 0	SHEET NO. 2/2
	SCALE 5:1	SIZE A4	X.XX $\pm 0.15$	X.XX' $\pm 1'$	CHERRY	17/APR/23	USB A-type 4Circuits 90°Angle Female(SMT)	
		X.XXX $\pm 0.10$	X.XXX' $\pm 0.5'$	DRAWN BY	DATE	THIS DRAWING CONTAINS INFORMATION THAT IS PROPRIETARY TO TXGA INDUSTRIAL ELECTRONICS(S.Z)CO.,LTD AND SHOULD NOT BE USED WITHOUT WRITTEN PERMISSION		
				HUANG	17/APR/23			