

REV	LOCATIONS	DESCRIPTION	DATE	REVISER	APPD

SPECIFICATIONS

Electrical

Current Rating: 1.5A AC(rms)/DC
Voltage Rating: 30V AC(rms)/DC
Contact Resistance: 30mΩ Max
Withstanding Voltage: 100V AC r.m.s
Insulation Resistance: 100 MΩ Min
Temperature Range-Operating: -55°C~+85°C

Mechanical

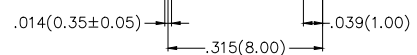
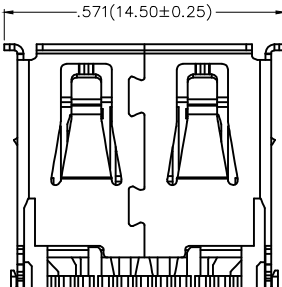
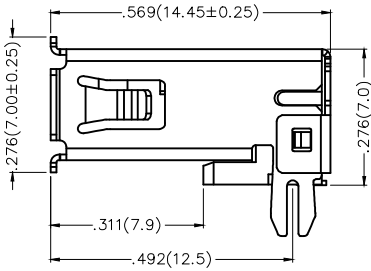
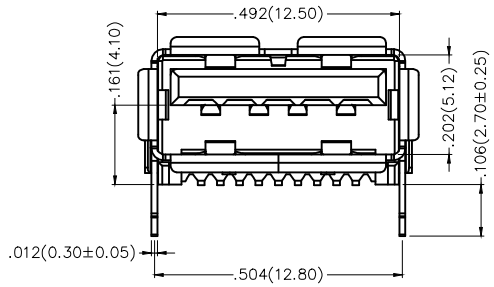
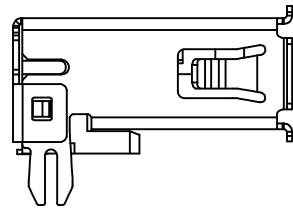
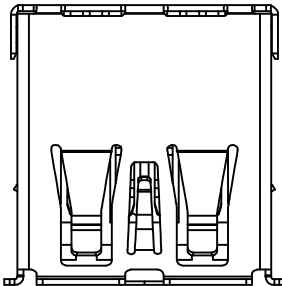
Insertion force: 3.57kgf Max.
Withdrawal force: 0.82kgf Min. after test
Durability: 5,000 cycles

Material

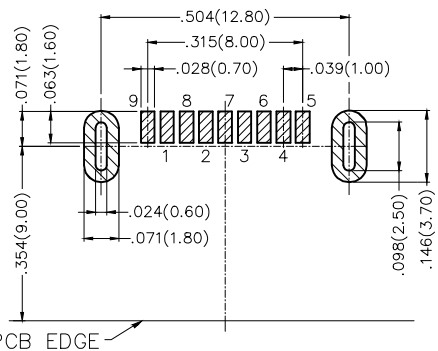
Housing: LCP (UL 94V-0) Blue
Terminal: Brass
Shell: Brass

Plating

Terminal: 1μ" Gold in contact area, tin on tail
Shell: Nickel plated



Circuits	Signal name
1	VBUS
2	D-
3	D+
4	GND
5	StdA_SSRX-
6	StdA_SSRX+
7	GND_DRAIN
8	StdA_SSTX-
9	StdA_SSTX+



Recommended P.C.Board Layout
General tolerance: ±.002(0.05)

 THIRD ANGLE PROJECTION	GENERAL TOLERANCES (UNLESS SPECIFIED)		APPROVE BY FRANK	DATE 13/MAR/17	PART NO. FUS329-FSBU1K	ITEM NO. FUS329	 Leader Of Industry
	DESIGN UNITS Inch (metric)	X.±.012(0.30)	X.±5'	CHECKED BY CHERRY	DATE 13/MAR/17	TITLE USB A-type 9Circuits 90°Angle Female(SMT)(3,0)	
SCALE 5:1	SIZE A4	X.X±.008(0.20)	X.X±2'	DRAWN BY KATE	DATE 13/MAR/17	REV 0 SHEET NO. 1/1	
THIS DRAWING CONTAINS INFORMATION THAT IS PROPRIETARY TO TXGA INDUSTRIAL ELECTRONICS(S.Z)CO.,LTD AND SHOULD NOT BE USED WITHOUT WRITTEN PERMISSION							