

1 2 3 4 5 6 7 8

REV	LOCATIONS	DESCRIPTION	DATE	REVISER	APPD

A
B
C
D
E
F

A
B
C
D
E
F

SPECIFICATIONS

Electrical

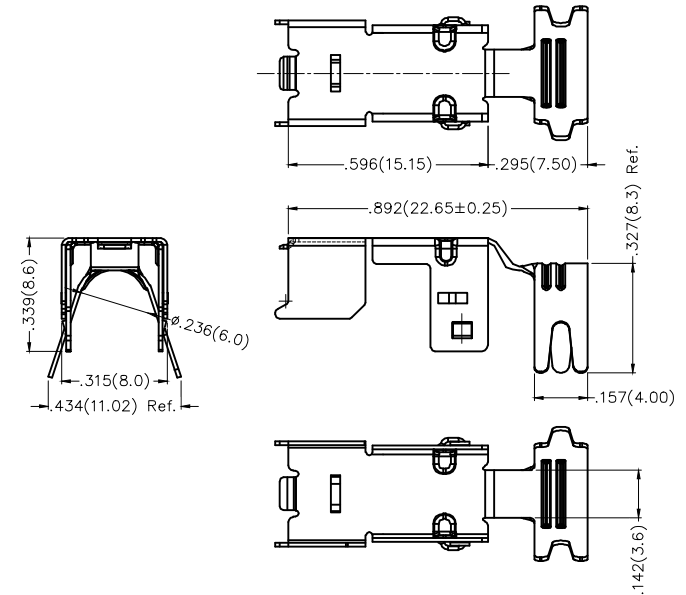
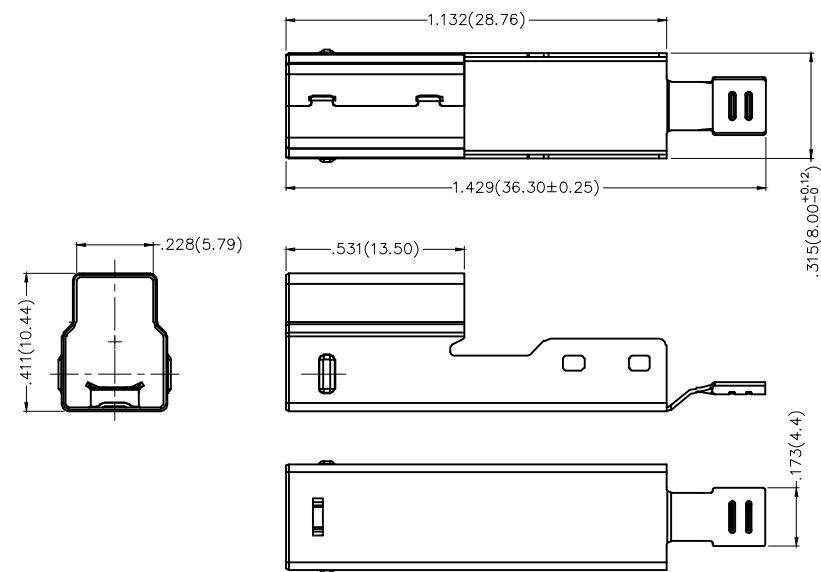
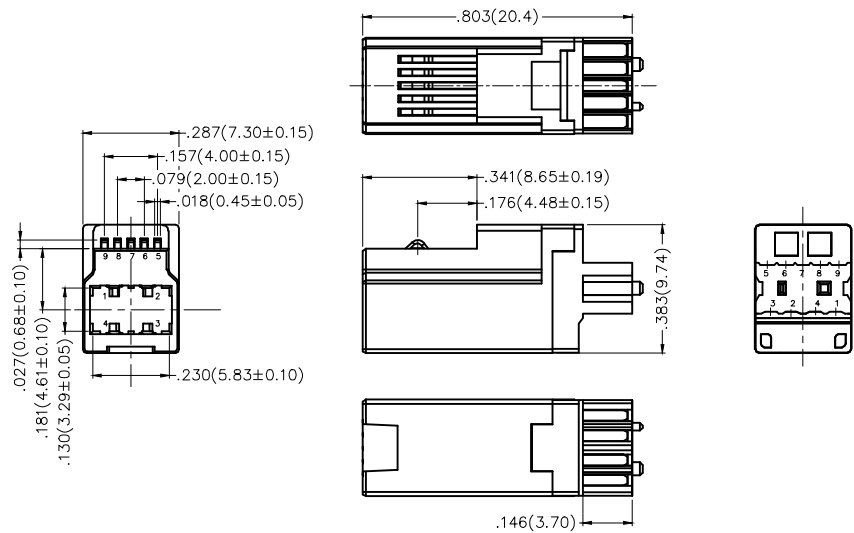
Current Rating: 1.8A AC(rms)/DC for Circuits No.1&4
0.25A for other contacts
Voltage Rating: 30V AC(rms)/DC
Contact Resistance: 30mΩ Max for Circuits No.1&4
50mΩ Max for other contacts
Withstanding Voltage: 100V AC r.m.s
Insulation Resistance: 100 MΩ Min
Temperature Range—Operating: -55°C~+85°C

Mechanical

Insertion force: 3.57kgf Max.
Withdrawal force: 1.02kgf Min.

Material

Housing: PBT+30%GF (UL 94V-0) Blue
Terminal: Copper Alloy
Shell: SPCC
Plating
Terminal: Gold in contact area, tin on tail
Shell: Nickel Plated



<p>THIRD ANGLE PROJECTION</p>	GENERAL TOLERANCES (UNLESS SPECIFIED)		APPROVE BY	DATE	PART NO.	ITEM NO.	<p>Leader Of Industry</p>
	X.±.012(0.30)	X.±5'	FRANK	13/MAR/18	FUS331-MWSU1B	FUS331	
DESIGN UNITS Inch (metric)	X.X±.008(0.20)	X.±2'	CHECKED BY	DATE	TITLE		REV 0 SHEET NO. 1/1
SCALE	X.XX±.006(0.15)	.XX±1'	CHERRY	13/MAR/18	USB B-type 9Circuits 180°Vertical Male(3.0)		
SIZE	X.XXX±.004(0.10)	.XXX±0.5'	DRAWN BY	DATE	THIS DRAWING CONTAINS INFORMATION THAT IS PROPRIETARY TO TXGA INDUSTRIAL ELECTRONICS(S.Z)CO.,LTD AND SHOULD NOT BE USED WITHOUT WRITTEN PERMISSION		SHEET NO. 1/1
5:1	A4		KATE	13/MAR/18			

1 2 3 4 5 6 7 8