

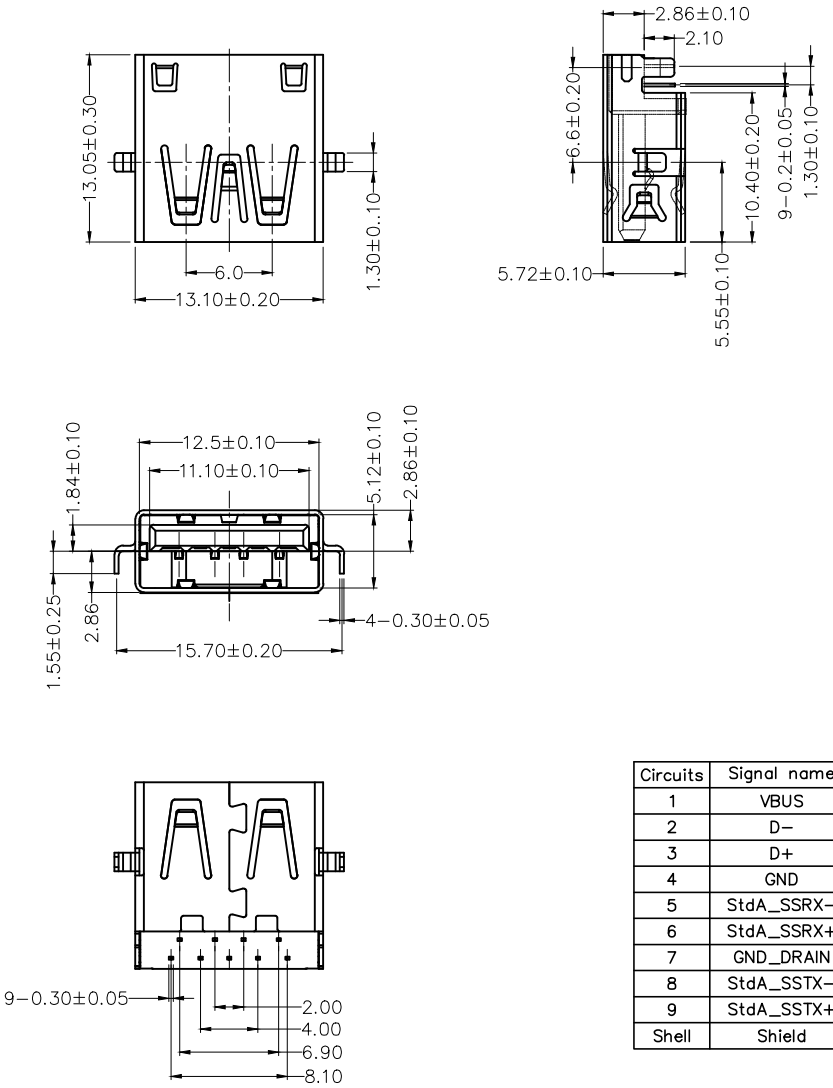
REV	LOCATIONS	DESCRIPTION	DATE	REVISER	APPD
1	△	Add tape packaging	22/NOV/24	MATT	LEO
2	△	Change packaging quantity	09/JAN/26	NICK	LEO

SPECIFICATIONS

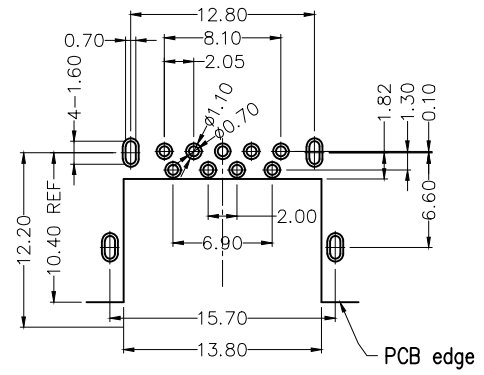
Electrical
 Current Rating: 1.5A
 Voltage Rating: 5V AC(rms)/DC
 Contact Resistance: 30mΩ Max.
 Withstanding Voltage: 100V AC r.m.s
 Insulation Resistance: 1000 MΩ Min
 Temperature Range-Operating: -40°C~+85°C

Mechanical
 Insertion force: 3.57kgf Max.
 Withdrawal force: 1.02kgf Min.
 Durability: 5000 cycles Min.

Material
 Housing: LCP (UL 94V-0) Blue
 Terminal: Copper Alloy
 Shell: Stainless Steel
 Plating
 Terminal: Gold 0.025um on contact area, tin on tail
 Shell: Nickel Plated



Circuits	Signal name
1	VBUS
2	D-
3	D+
4	GND
5	StdA_SSRX-
6	StdA_SSRX+
7	GND_DRAIN
8	StdA_SSTX-
9	StdA_SSTX+
Shell	Shield



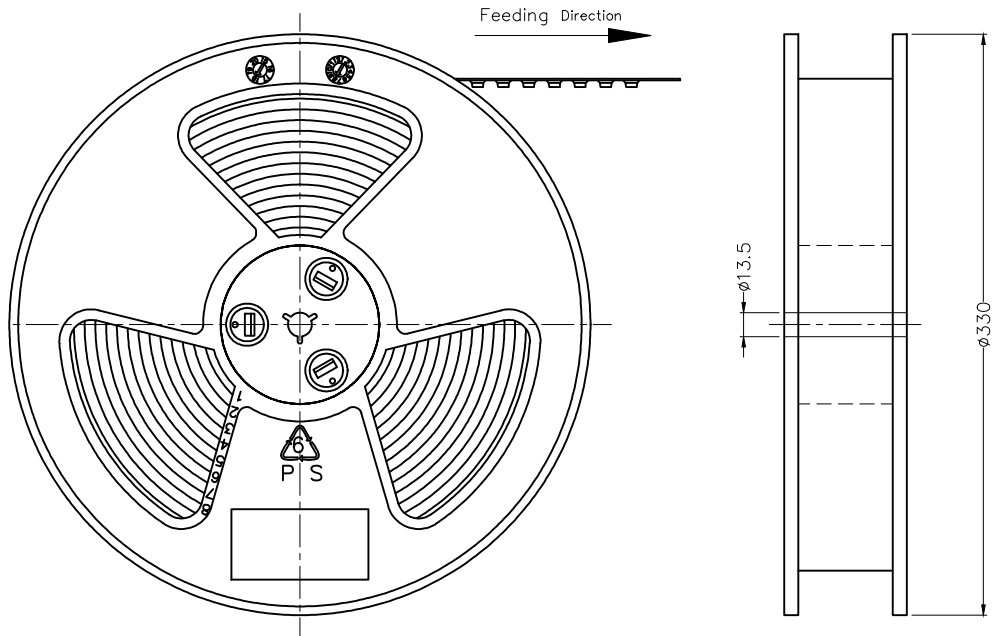
Recommended P.C.Board Layout
 General tolerances ±0.05mm

<p>THIRD ANGLE PROJECTION</p>	GENERAL TOLERANCES (UNLESS SPECIFIED)		APPROVE BY FRANK	DATE 16/DEC/21	PART NO. FUS336-FDBBUM	ITEM NO. FUS336	<p>Building Technology Cornerstone</p>	
	X. ±0.30	X.* ±5°	CHECKED BY CHERRY	DATE 16/DEC/21	TITLE USB A-type 9Circuits 90° Angle Female(3.0)			REV 2
	DESIGN UNITS Metric	X.X ±0.20	X.X* ±2°	DRAWN BY MATT	DATE 16/DEC/21	THIS DRAWING CONTAINS INFORMATION THAT IS PROPRIETARY TO TXGA INDUSTRIAL ELECTRONICS(S.Z)CO.,LTD AND SHOULD NOT BE USED WITHOUT WRITTEN PERMISSION		
	SCALE 5:1	SIZE A4	X.XX ±0.15	X.XX* ±1°				
		X.XXX ±0.10	X.XXX* ±0.5°					

1 2 3 4 5 6 7 8

REV	LOCATIONS	DESCRIPTION	DATE	REVISER	APPD
2		Change packaging quantity	09/JAN/26	NICK	LEO

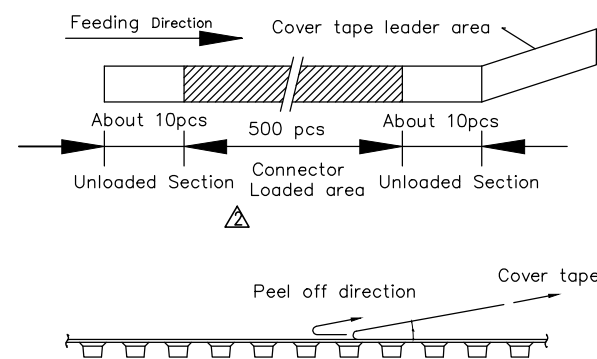
A



Note:


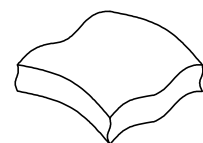
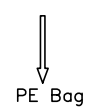
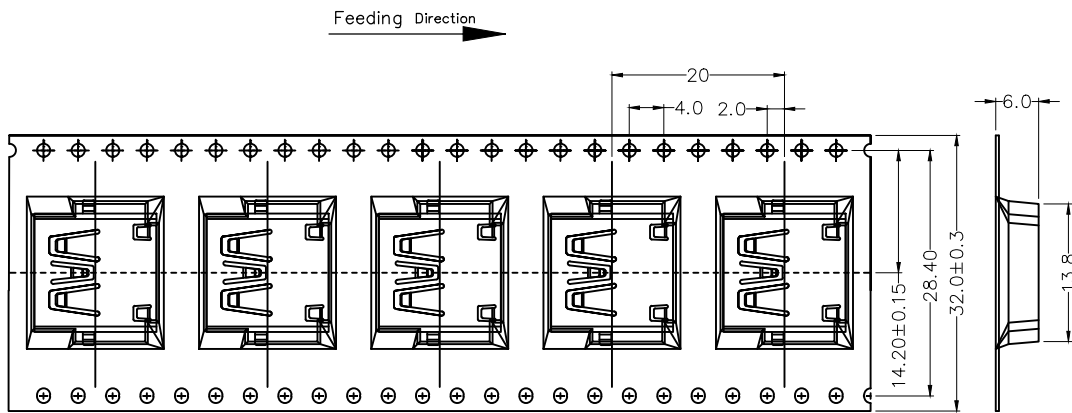
- 10 sprocket hole cumulative tolerance ± 0.2
- Carrier camber is within 1.0mm in 250mm
- Material: Clear conductive polystyrene Alloy 100% recyclable
- All dimensions meet EIA-481-B requirements
- Peel off force of cover tape & carrier tape: 20g~130g (0.2N~1.3N)
- Component load per 13" reel: 500 pcs

B



C

D



E

F

 THIRD ANGLE PROJECTION DESIGN UNITS Metric SCALE 5:1 SIZE A4	GENERAL TOLERANCES (UNLESS SPECIFIED)		APPROVE BY FRANK	DATE 22/NOV/24	PART NO. FUS336-FDBBUM	ITEM NO. FUS336	 Building Technology Cornerstone
	X. ± 0.30	X.' $\pm 5^{\circ}$	CHECKED BY CHERRY	DATE 22/NOV/24	TITLE USB A-type 9Circuits 90° Angle Female(3.0)		
	X.XX ± 0.15	X.XX' $\pm 1^{\circ}$	DRAWN BY MATT	DATE 22/NOV/24	THIS DRAWING CONTAINS INFORMATION THAT IS PROPRIETARY TO TXGA INDUSTRIAL ELECTRONICS(S,Z)CO.,LTD AND SHOULD NOT BE USED WITHOUT WRITTEN PERMISSION		
	X.XXX ± 0.10	X.XXX' $\pm 0.5^{\circ}$					

1 2 3 4 5 6 7 8