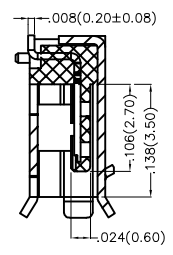
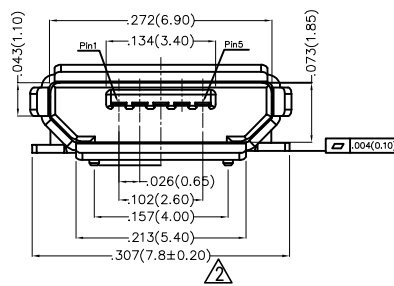
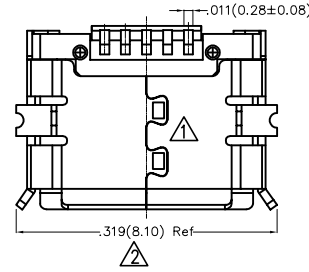
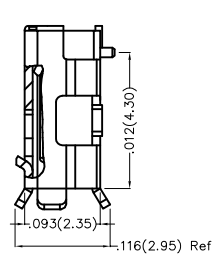
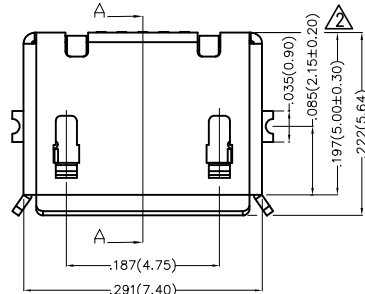
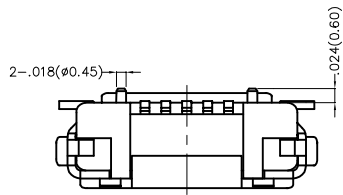


| REV | LOCATIONS | DESCRIPTION | DATE | REVISER | APPD |
|-----|-----------|-------------------|-----------|---------|--------|
| 1 | △ | Structure change | 17/JUL/20 | KATE | CHERRY |
| 2 | △ | Dimensions change | 17/JUL/20 | KATE | CHERRY |



SECTION A-A

Electrical

Current Rating: 1A(2,3,4Pin)AC(rms)/DC
1.8A(1,5Pin)AC(rms)/DC

Voltage Rating: 30V AC(rms)/DC

Contact Resistance: 30 mΩ Max

Insulation Resistance: 100 MΩ MIN

Withstanding Voltage: 100V AC r.m.s

Temperature Range-Operating: -40°C~+85°C

Material and Plating

Housing: LCP(UL 94V-0)Black

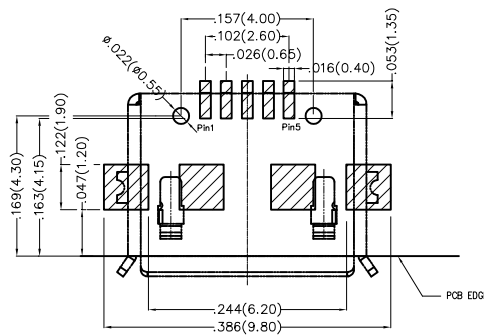
Contact Pin: Phosphor Bronze

Plating: Gold Plated

Shell: SUS/Matte tin plated

Pinassignment:

| Pins | 1 | 2 | 3 | 4 | 5 |
|-------------|------|----|----|----|-----|
| Signal name | VBUS | D- | D+ | ID | GND |



Recommended P.C.Board Layout

| | | | | | | | |
|-------------------------------|---------------------------------------|-------------------------------------|---------------------|----------------------|--|--|--|
| <p>THIRD ANGLE PROJECTION</p> | GENERAL TOLERANCES (UNLESS SPECIFIED) | | APPROVE BY FRANK | DATE 21/JUN/13 | PART NO. FUS401-FSBK6M | ITEM NO. FUS401 | <p>Building Technology Cornerstone</p> |
| | DESIGN UNITS Inch (metric) | X.±.012(0.30) X.X±.008(0.20) | X'±5' X'±2' | CHECKED BY CHERRY | DATE 21/JUN/13 | TITLE Micro USB 5Circuits 90°Angle Female(SMT) | |
| SCALE 5:1 | SIZE A4 | X.XX±.006(0.15) X.XXX±.004(0.10) | DRAWN BY JACOB | DATE 21/JUN/13 | THIS DRAWING CONTAINS INFORMATION THAT IS PROPRIETARY TO TXGA INDUSTRIAL ELECTRONICS(S.Z)CO.,LTD AND SHOULD NOT BE USED WITHOUT WRITTEN PERMISSION | | REV 2 SHEET NO. 1/1 |