

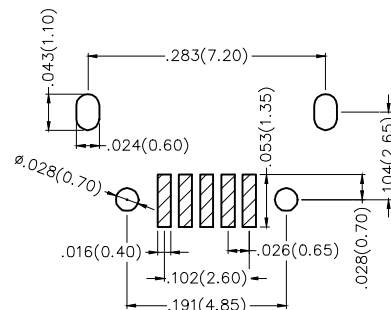
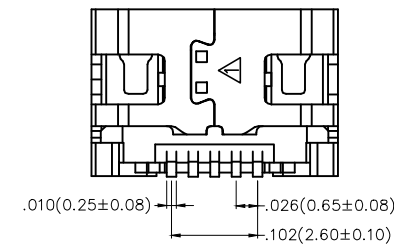
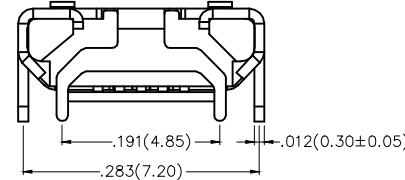
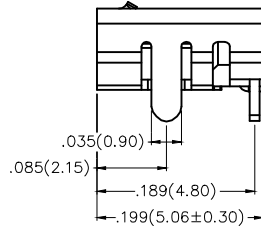
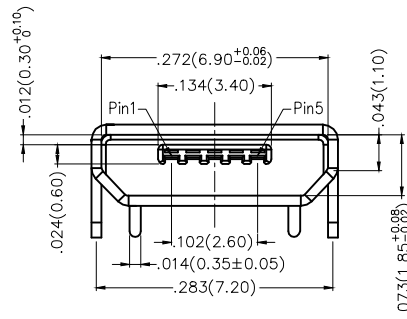
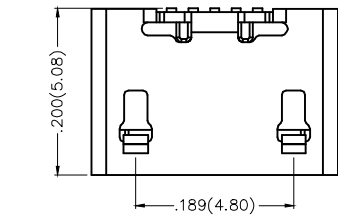
REV	LOCATIONS	DESCRIPTION	DATE	REVISER	APPD
1	△	Structure optimization	25/JUN/18	KATE	FRANK

Electrical

Current Rating: 1A AC(rms)/DC
 Voltage Rating: 30V AC(rms)/DC
 Contact Resistance: 30 m Ω Max
 Insulation Resistance: 100 M Ω MIN
 Withstanding Voltage: 100V AC r.m.s
 Temperature Range—Operating: -30°C~+80°C

Material and Plating

Housing: Thermoplast(UL 94V-0)
 Contact Pin: Phosphor Bronze
 Plating: Gold Plated



Recommended P.C.Board Layout

<p>THIRD ANGLE PROJECTION</p>	GENERAL TOLERANCES (UNLESS SPECIFIED)		APPROVE BY FRANK	DATE 18/JUN/13	PART NO. FUS426-FSBK6M	ITEM NO. FUS426	<p>Leader Of Industry</p>
	X.±.012(0.30)	X.±5'	CHECKED BY CHERRY	DATE 18/JUN/13	TITLE Micro USB 5Circuits 90°Angle Female(SMT)		
DESIGN UNITS Inch (metric)	X.X±.008(0.20)	.X'±2'	DRAWN BY KATE	DATE 18/JUN/13	THIS DRAWING CONTAINS INFORMATION THAT IS PROPRIETARY TO TXGA INDUSTRIAL ELECTRONICS(S.Z)CO.,LTD AND SHOULD NOT BE USED WITHOUT WRITTEN PERMISSION		
SCALE 5:1	X.XXX±.004(0.10)	.XXX'±0.5'					