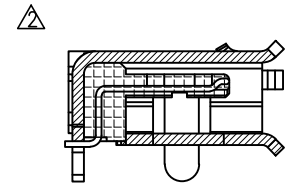
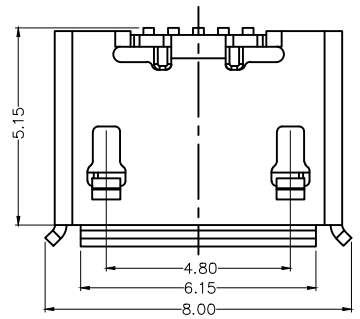
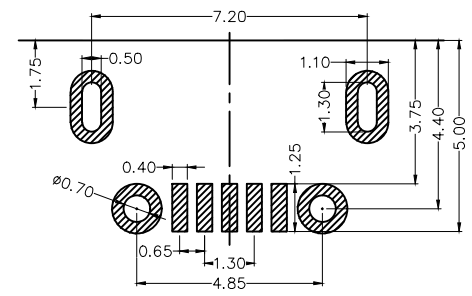
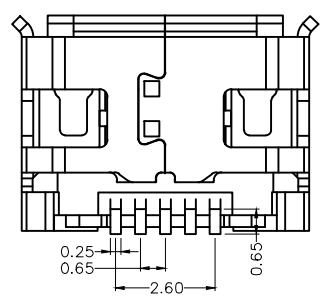
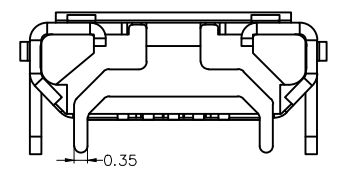
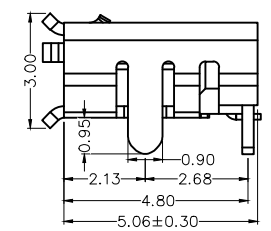
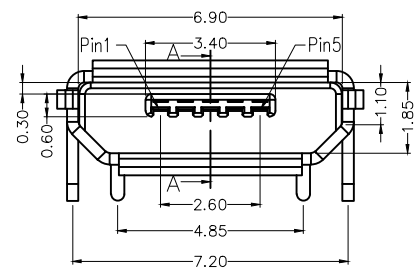


| REV | LOCATIONS | DESCRIPTION | DATE | REVISER | APPD |
|-----|-----------|----------------------------------|-----------|---------|------|
| 1 | | Amend the plating of the Contact | 08/MAY/25 | KATE | LEO |
| 2 | | Update version | 19/DEC/25 | NICK | LEO |



SECTION A-A

Electrical
 Current Rating: 1A AC(rms)/DC
 Voltage Rating: 30V AC(rms)/DC
 Contact Resistance: 50 mΩ Max
 Insulation Resistance: 100 MΩ MIN
 Withstanding Voltage: 100V AC r.m.s
 Temperature Range—Operating: -30°C~+80°C
 Material and Plating
 Housing: Thermoplastic(UL 94V-0)Black
 Contact Pin: Phosphor Bronze/ Gold plated
 Shell: Brass/Tin plating



Recommended P.C.Board Layout
 General Tolerances: ±0.05mm

| | | | | | | | |
|--|---------------------------------------|--------------|-------------------|----------------|--|-----------------|------------------------|
| THIRD ANGLE PROJECTION DESIGN UNITS metric SCALE 5:1 SIZE A4 | GENERAL TOLERANCES (UNLESS SPECIFIED) | | APPROVE BY FRANK | DATE 18/JUN/13 | PART NO. FUS435-FSBK6M | ITEM NO. FUS435 | Leader Of Industry |
| | X. ±0.30 | X.* ±5° | CHECKED BY CHERRY | DATE 18/JUN/13 | TITLE Micro USB 5Circuits 90°Angle Female(SMT) | | |
| | X.XX ±0.20 | X.X* ±2° | DRAWN BY KATE | DATE 18/JUN/13 | THIS DRAWING CONTAINS INFORMATION THAT IS PROPRIETARY TO TXGA INDUSTRIAL ELECTRONICS(S,Z)CO.,LTD AND SHOULD NOT BE USED WITHOUT WRITTEN PERMISSION | | |
| | X.XXX ±0.15 | X.XX* ±1° | | | | | |
| | X.XXX ±0.10 | X.XXX* ±0.5° | | | | | |