

REV	LOCATIONS	DESCRIPTION	DATE	REVISOR	APPD

**SPECIFICATIONS**

**Electrical**

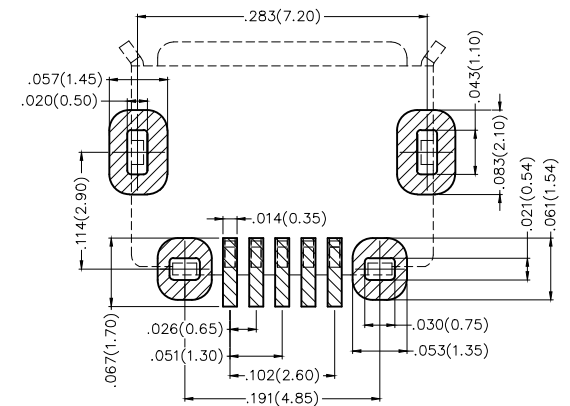
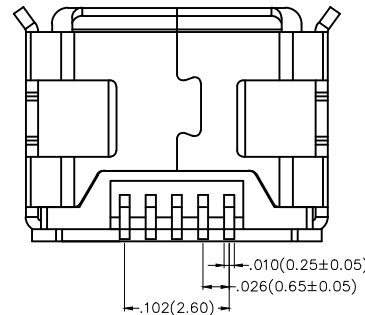
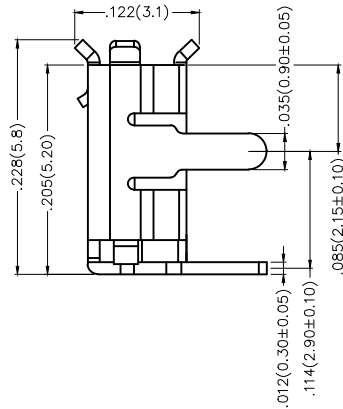
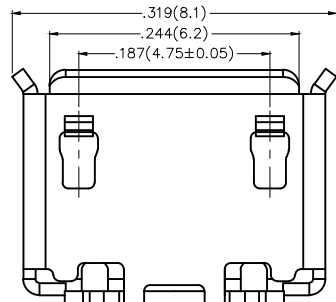
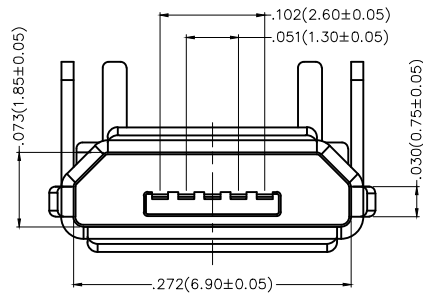
Current Rating: 1A Max AC(rms)/DC  
Voltage Rating: 30V AC(rms)/DC  
Contact Resistance: 50 mΩ Max  
Withstanding Voltage: 100V AC r.m.s  
Insulation Resistance: 100 MΩ Min  
Temperature Range—Operating: -30°C~+80°C

**Mechanical**

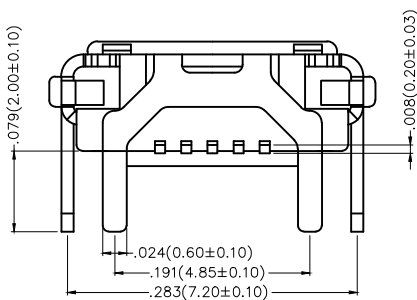
Insertion Force: 3.57kgf Max  
Withdrawal Force: 1.0kgf Min

**Material And Plating**

Housing: Thermoplastic (UL94V-0), Black  
Contact: Copper Alloy /Gold Plated  
Shell: Copper Alloy /Tin Plated



**Recommended P.C.Board Layout**  
General Tolerances: ±0.05mm



 THIRD ANGLE PROJECTION	GENERAL TOLERANCES (UNLESS SPECIFIED)		APPROVE BY	DATE	PART NO.	ITEM NO.	 Leader Of Industry	
	X.±.012(0.30)	X'.±5'	FRANK	13/FEB/17	FUS463-FSBK6M	FUS463		
DESIGN UNITS	X.X±.008(0.20)	.X'±2'	CHECKED BY	DATE	TITLE		REV 0	SHEET NO. 1/1
Inch (metric)	X.XX±.006(0.15)	.XX'±1'	CHERRY	13/FEB/17	Micro USB 5Circuits 90°Angle Female(SMT)			
SCALE	X.XXX±.004(0.10)	.XXX'±0.5'	DRAWN BY	DATE	THIS DRAWING CONTAINS INFORMATION THAT IS PROPRIETARY TO TXGA INDUSTRIAL ELECTRONICS(S,Z)CO.,LTD AND SHOULD NOT BE USED WITHOUT WRITTEN PERMISSION			
5:1			KATE	13/FEB/17				

1 2 3 4 5 6 7 8

A

B

C

D

E

F

A

B

C

D

E

F