

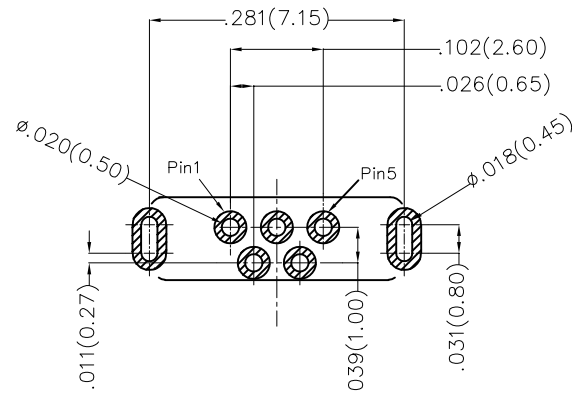
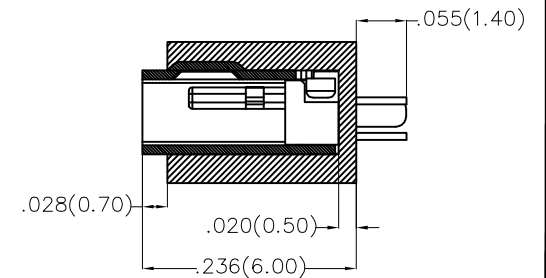
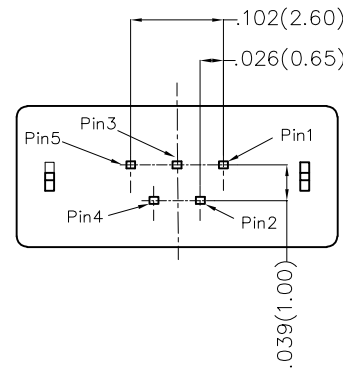
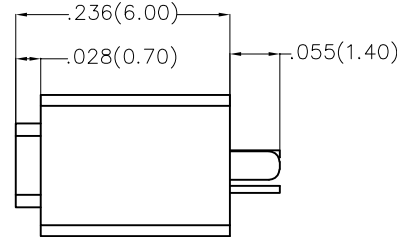
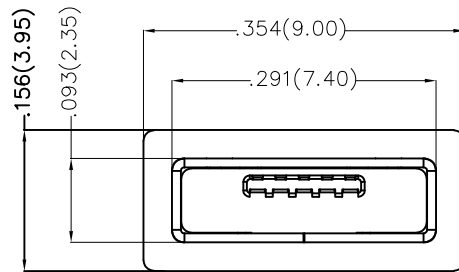
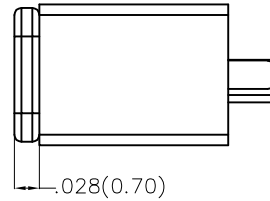
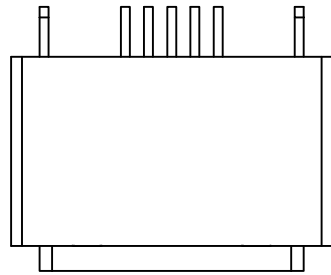
| REV | LOCATIONS | DESCRIPTION | DATE | REVISER | APPD |
|-----|-----------|-------------|------|---------|------|
| | | | | | |

Electrical

Current Rating: 1.0A AC(rms)/DC
Voltage Rating: 30V AC(rms)/DC
Contact Resistance: 50 mΩ Max
Insulation Resistance: 100 MΩ MIN
Withstanding Voltage: 100V AC r.m.s
Temperature Range—Operating: -30°C~+80°C

Material and Plating

Housing: Thermoplastic(UL94V-0) Black
Shell: Stainless Steel/Nickel plated
Contact Pin: Copper Alloy/Gold plated
Oval Ring: Rubber/White
Ingress Protection Rating: IP66



Recommended P.C.Board Layout
General Tolerances: ±.002(0.05)

Pinassignment:

| Pins | 1 | 2 | 3 | 4 | 5 |
|-------------|------|----|----|----|-----|
| Signal name | VBUS | D- | D+ | ID | GND |

| | | | | | | | |
|-------------------------------|---------------------------------------|------------|------------|-----------|--|----------|------------------------|
| THIRD ANGLE PROJECTION | GENERAL TOLERANCES (UNLESS SPECIFIED) | | APPROVE BY | DATE | PART NO. | ITEM NO. | Leader Of Industry |
| | X.±.012(0.30) | X.±5' | FRANK | 23/AUG/19 | FUS468-FDSK6M | FUS468 | |
| DESIGN UNITS Inch (metric) | X.X±.008(0.20) | .X'±2' | CHECKED BY | DATE | TITLE | | REV 0 SHEET NO. 1/1 |
| SCALE | X.XX±.006(0.15) | .XX'±1' | CHERRY | 23/AUG/19 | Micro USB 5Circuits 180° Vertical Female(DIP) | | |
| SIZE | X.XXX±.004(0.10) | .XXX'±0.5' | DRAWN BY | DATE | THIS DRAWING CONTAINS INFORMATION THAT IS PROPRIETARY TO TXGA INDUSTRIAL ELECTRONICS(S.Z)CO.,LTD AND SHOULD NOT BE USED WITHOUT WRITTEN PERMISSION | | |
| 5:1 | A4 | | ZOEY | 23/AUG/19 | | | |