

REV	LOCATIONS	DESCRIPTION	DATE	REVISER	APPD

SPECIFICATIONS

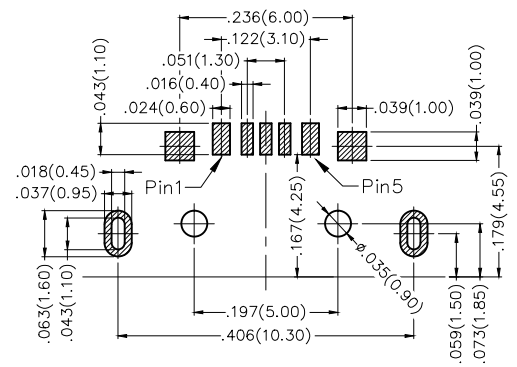
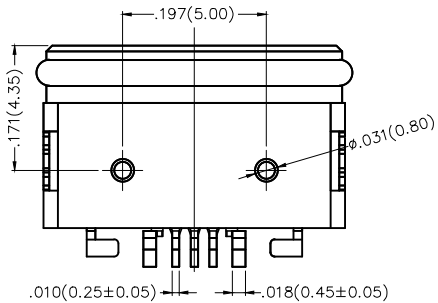
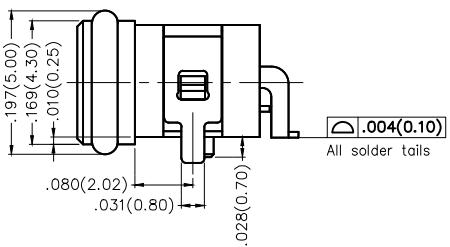
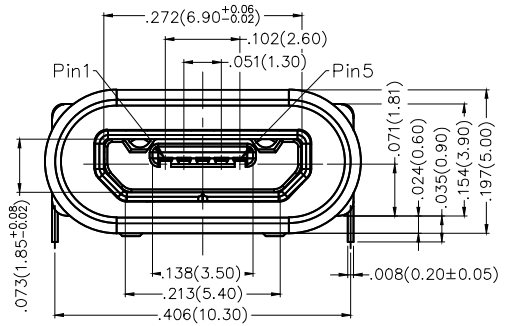
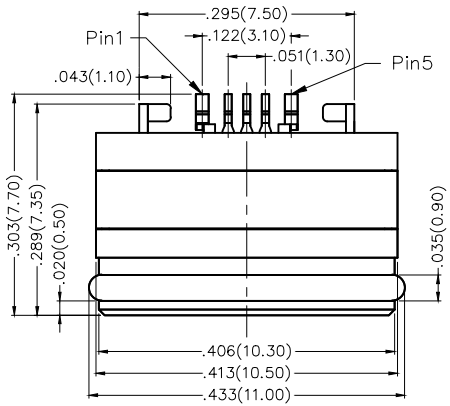
Electrical
 Current Rating: 3A(PIN1,5), 0.5A(PIN2,3,4)
 Voltage Rating: 30V AC(rms)/DC
 Contact Resistance: 30 mΩ Max
 Withstanding Voltage: 500V AC r.m.s
 Insulation Resistance: 1000 MΩ Min/DC 250V
 Temperature Range-Operating: -30°C~+80°C

Mechanical
 Insertion Force: 35N Max.
 Withdrawal Force: 8N Min.
 Durability: 10,000 cycles

Material and Plating
 Housing: Thermoplastic (UL 94V-0) Black
 Terminal: Phosphor bronze/ Gold plated
 Shell: Stainless steel/ Nickel plated
 Outer shell: Thermoplastic (UL 94V-0) Black
 U-shaped frame: Stainless steel/ Nickel plated
 Waterproof ring: Rubber, Black
 Ingress protection rating: IPX7

Pinassignment:

Pins	1	2	3	4	5
Signal name	VBUS	D-	D+	ID	GND



Recommended P.C.Board Layout
 General Tolerances: ±.002(0.05)

 THIRD ANGLE PROJECTION	GENERAL TOLERANCES (UNLESS SPECIFIED)		APPROVE BY FRANK	DATE 09/AUG/18	PART NO. FUS473-FSBK6M	ITEM NO. FUS473	 Leader Of Industry
	X.±.012(0.30)	X.±5'	CHECKED BY CHERRY	DATE 09/AUG/18	TITLE Micro USB 5Circuits 90°Angle Female(SMT)		
	X.X±.008(0.20)	.X'±2'	DRAWN BY KATE	DATE 09/AUG/18	REV 0	SHEET NO. 1/1	
	X.XX±.006(0.15)	.XX'±1'	THIS DRAWING CONTAINS INFORMATION THAT IS PROPRIETARY TO TXGA INDUSTRIAL ELECTRONICS(S,Z)CO.,LTD AND SHOULD NOT BE USED WITHOUT WRITTEN PERMISSION				
SCALE 5:1	SIZE A4	X.XXX±.004(0.10)	.XXX±0.5'				