

REV	LOCATIONS	DESCRIPTION	DATE	REVISER	APPD

SPECIFICATIONS

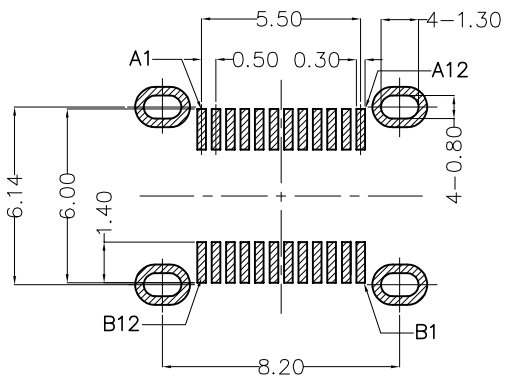
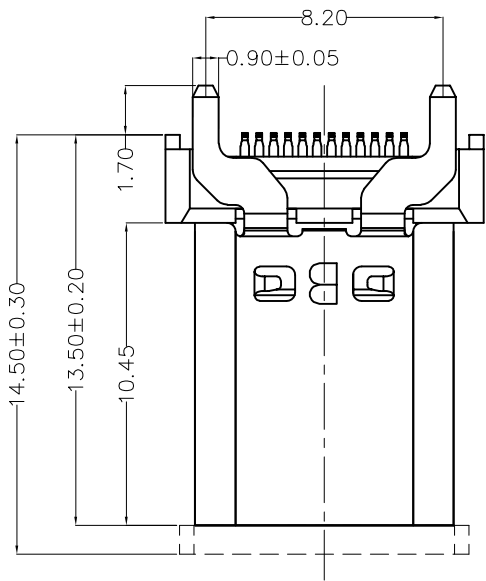
Electrical
 Current Rating: 1.25A AC(rms)/DC
 Voltage Rating: 20V AC(rms)/DC
 Contact Resistance: 40mΩ Max
 Insulation Resistance: 100MΩ Min
 Withstanding Voltage: 100V AC r.m.s

Mechanical
 Mating force: 0.5–2.0KG.F
 Retention force: 0.8–2.0KG.F
 Durability: 10000 cycles Min.

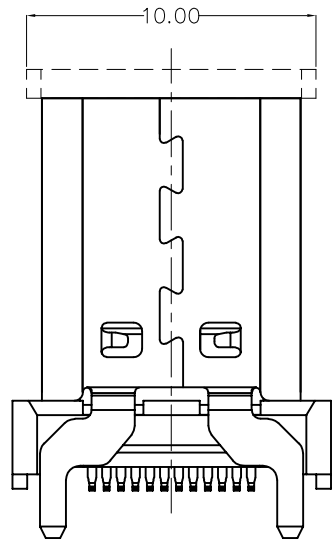
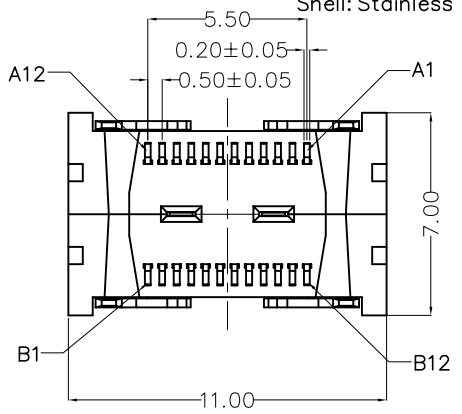
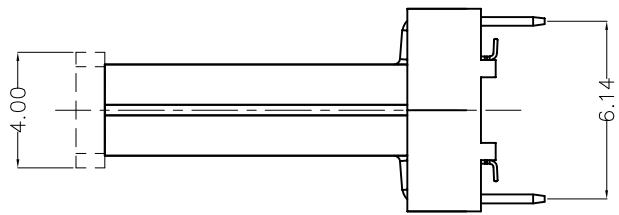
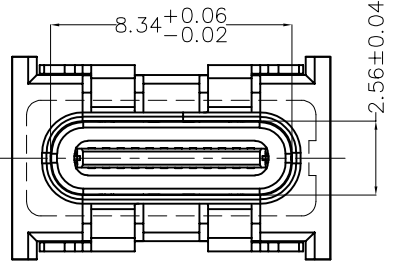
Environmental
 Operating Temperature: -25°C~+85°C

Material and plating
 Housing: LCP (UL 94V-0), Black
 Contacts: Copper Alloy/Gold plated on contact, Matte Tin plated on tail
 Shell: Stainless steel/Nikel plated

Circuits	A	Circuits	B
A1	GND	B12	GND
A2	SSTXp1	B11	SSRXp1
A3	SSTXn1	B10	SSRXn1
A4	VBUS	B9	VBUS
A5	CC1	B8	SBU2
A6	DP1	B7	DN2
A7	DN1	B6	DP2
A8	SBU1	B5	CC2
A9	VBUS	B4	VBUS
A10	SSRXn2	B3	SSTXn2
A11	SSRXp2	B2	SSTXp2
A12	GND	B1	GND



Recommended P.C.Board Layout
 General tolerances ±0.05mm

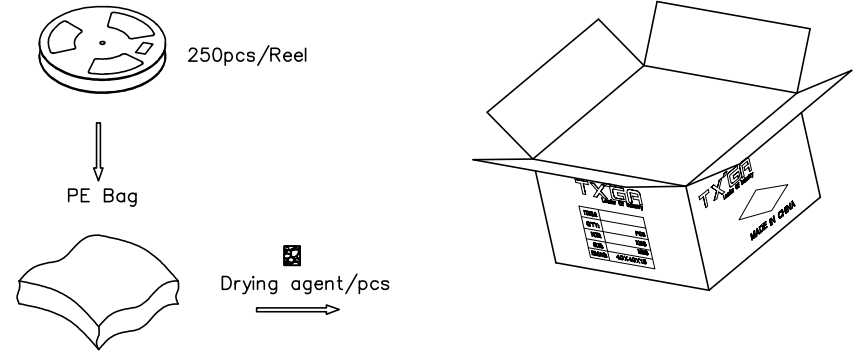
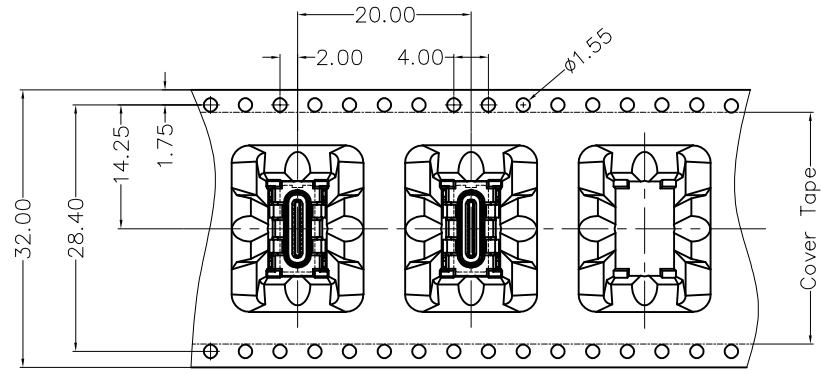
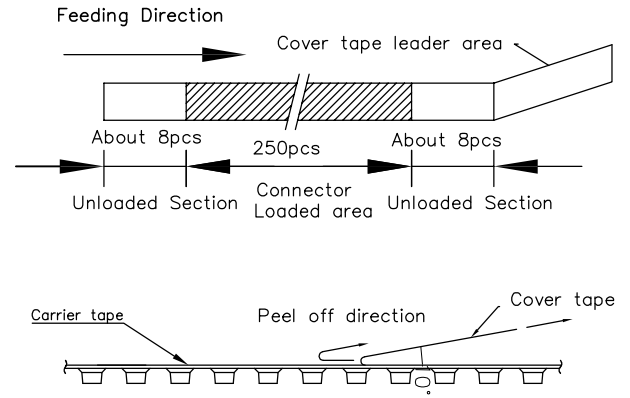
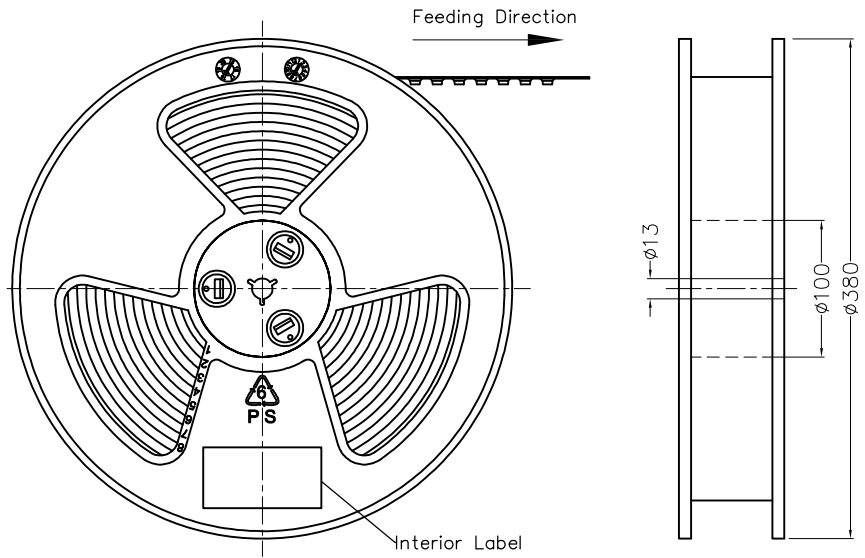


 THIRD ANGLE PROJECTION	GENERAL TOLERANCES (UNLESS SPECIFIED)		APPROVE BY	DATE	PART NO.	ITEM NO.	
	X.±0.30	X.±5°	FRANK	13/SEP/22	FUS6108-FSSBKM	FUS6108	
	X.X±0.20	.X'±2°	CHECKED BY	DATE	TITLE		
	X.XX±0.15	.XX'±1°	CHERRY	13/SEP/22	USB C-type		
SCALE	SIZE	X.XXX±0.10	.XXX'±0.5°	DRAWN BY	DATE	REV 0	SHEET NO. 1/2
5:1	A4			YYQ	13/SEP/22	THIS DRAWING CONTAINS INFORMATION THAT IS PROPRIETARY TO TXGA INDUSTRIAL ELECTRONICS(S.Z)CO.,LTD AND SHOULD NOT BE USED WITHOUT WRITTEN PERMISSION	



REV	LOCATIONS	DESCRIPTION	DATE	REVISER	APPD

- Note:
- 1.10 sprocket hole cumulative tolerance ± 0.2
 2. Carrier camber is within 1.0mm in 250mm
 3. Material: Clear conductive polystyrene Alloy 100% recyclable
 4. All dimensions meet EIA-481-3 requirements
 5. Peel off force of cover tape & carrier tape: 20g~130g (0.2N~1.3N)
 6. Component load per 15" reel: 250pcs



 THIRD ANGLE PROJECTION	GENERAL TOLERANCES (UNLESS SPECIFIED)		APPROVE BY	DATE	PART NO.	ITEM NO.	 Leader Of Industry	
	X.±0.30	X.±5'	FRANK	13/SEP/22	FUS6108-FSSBKM	FUS6108		
	DESIGN UNITS (metric)		CHECKED BY	DATE	TITLE			REV 0
	X.X±0.20	.X'±2'	CHERRY	13/SEP/22	USB C-type 180° Vertical Female(SMT)(3.1)			SHEET NO. 2/2
SCALE	SIZE	X.XX±0.15	.XX'±1"	DRAWN BY	DATE	THIS DRAWING CONTAINS INFORMATION THAT IS PROPRIETARY TO TXGA INDUSTRIAL ELECTRONICS(S.Z)CO.,LTD AND SHOULD NOT BE USED WITHOUT WRITTEN PERMISSION		
5:1	A4	X.XXX±0.10	.XXX'±0.5"	YYQ	13/SEP/22			