

| REV | LOCATIONS | DESCRIPTION | DATE | REVISER | APPD |
|-----|-----------|--------------------------------------|-----------|---------|--------|
| 1 | △ | 1. Structure Changes 2. Size changes | 01/JUL/20 | KATE | CHERRY |
| 2 | △ | 1. Structure Changes 2. Size changes | 04/SEP/24 | MATT | LEO |

SPECIFICATIONS

Electrical

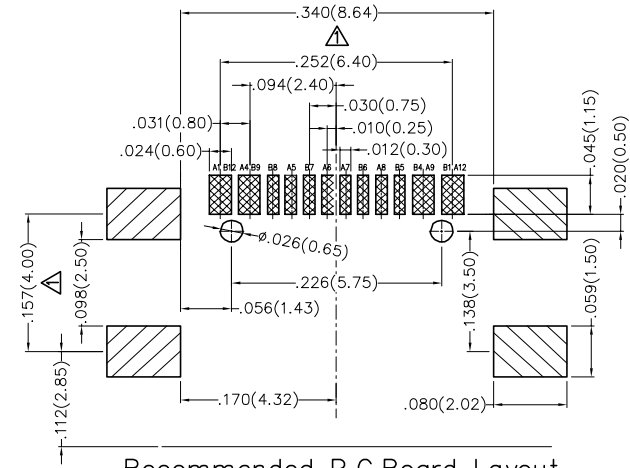
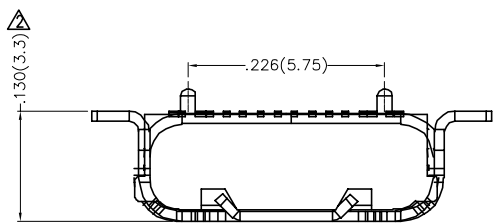
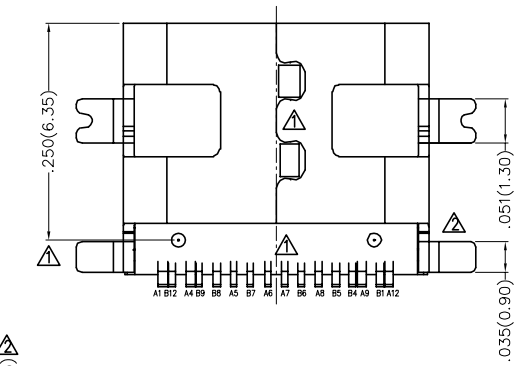
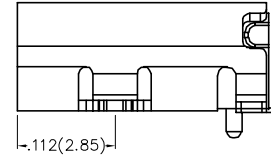
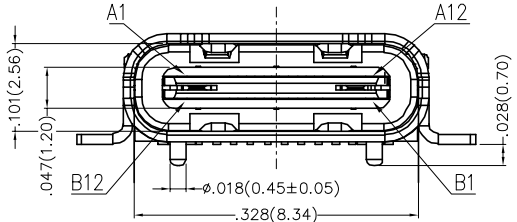
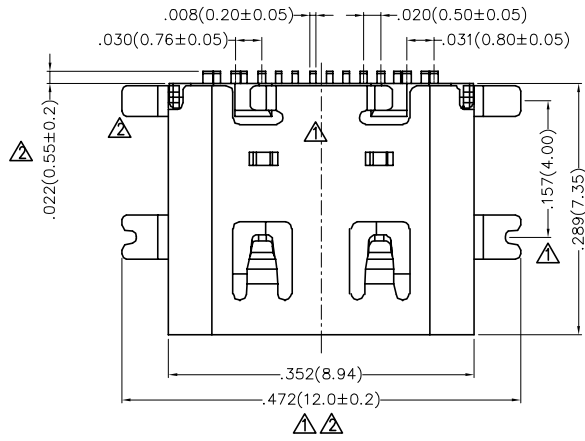
Current Rating: 5.0A AC(rms)/DC
Voltage Rating: 5V AC(rms)/DC
Contact Resistance: 40 mΩ Max
Withstanding Voltage: 100V AC r.m.s
Insulation Resistance: 100 MΩ Min
Temperature Range-Operating: -30°C~+85°C

Mechanical

Insertion Force: 5~20N
Withdrawal Force: 8~20N
Durability: 10,000 Cycles

Material and Plating

Housing: LCP (UL 94V-0) Black
Terminal: Copper Alloy/ Gold Plated
Shell: Stainless steel/ Nickel Plated
Shielding plate: Stainless steel



| Circuits | A | Circuits | B |
|----------|------|----------|------|
| A1 | GND | B12 | GND |
| A4 | VBUS | B9 | VBUS |
| A5 | CC1 | B8 | SBU2 |
| A6 | DP1 | B7 | DN2 |
| A7 | DN1 | B6 | DP2 |
| A8 | SBU1 | B5 | CC2 |
| A9 | VBUS | B4 | VBUS |
| A12 | GND | B1 | GND |

| | | | | | | | |
|-------------------------------|---------------------------------------|------------------|------------|-----------|--|--|-------------------------------------|
| THIRD ANGLE PROJECTION | GENERAL TOLERANCES (UNLESS SPECIFIED) | | APPROVE BY | DATE | PART NO. | ITEM NO. | Building Technology Cornerstone |
| | X.±.012(0.30) | X.±5' | FRANK | 06/MAR/17 | FUS620-FSBK6M | FUS620 | |
| DESIGN UNITS Inch (metric) | X.X±.008(0.20) | X.±2' | CHECKED BY | DATE | TITLE | | REV 2 |
| | X.XX±.006(0.15) | .XX±1' | CHERRY | 06/MAR/17 | USB C-type 90° Angle Female(SMT)(3.1) | | |
| SCALE | SIZE | X.XXX±.004(0.10) | .XXX±0.5' | DRAWN BY | DATE | THIS DRAWING CONTAINS INFORMATION THAT IS PROPRIETARY TO TXGA INDUSTRIAL ELECTRONICS(S.Z)CO.,LTD AND SHOULD NOT BE USED WITHOUT WRITTEN PERMISSION | |
| 5:1 | A4 | | | KATE | 06/MAR/17 | | |