

REV	LOCATIONS	DESCRIPTION	DATE	REVISER	APPD

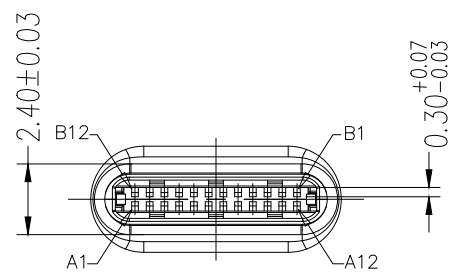
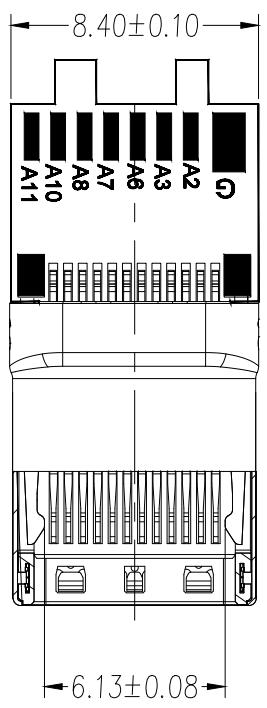
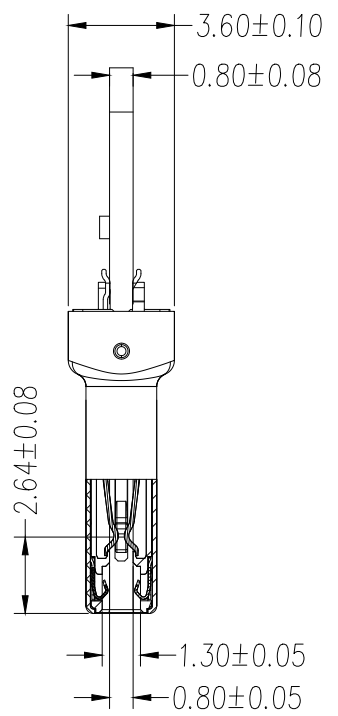
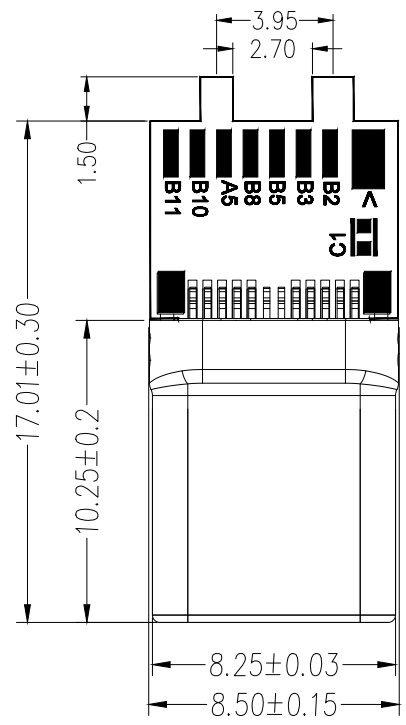
SPECIFICATION:

Electrical:
 Current Rating: 5A Max. for VBus;
 Voltage Rating: 20V Max.;
 Dielectric Withstanding voltage: 100V AC;
 Contact resistance: 40 mΩ Max.;
 Insulation Resistance: 100 MΩ Min.;

Environmental:
 Operating temperature: -40°C~+85°C;
 Salt Spray Test: 48H Min.;
 Wetting Temperature: 265±5°C, 5±0.5s

Mechanical:
 Mating force: 5-20N;
 Unmating force: Initial: 8-20N(1~200 Cycles); Final: 6-20N;
 Durability: 10000 Cycles;
 Shell withdrawal force: 50N MIN.(Jointing Force);

Material:
 Housing: PA9T (UL94-V0), Black
 Shell: SUS316L, NI Plated
 Terminal: Copper Alloy, Gold Plated 1μ"
 Latch: SUS304, Tin Plated
 EMI Spring: SUS301, T=0.1mm
 PCB: FR4, 4-Layer, T=0.8mm, Double-sided tinning
 C1: 10nF / 50V, SMD 0402



Circuits	A	B	Circuits
A1	GND	GND	B12
A2	SSTXp1	SSRXp1	B11
A3	SSTXn1	SSRXn1	B10
A4	VBUS	VBUS	B9
A5	CC1	SBU2	B8
A6	DP1	-	B7
A7	DN1	-	B6
A8	SBU1	Vconn	B5
A9	VBUS	VBUS	B4
A10	SSRXn2	SSTXn2	B3
A11	SSRXp2	SSTXp2	B2
A12	GND	GND	B1

Plug Side	Wiring Diagram	Wire Side
A4, B4, A9, B9		VBUS
A5		A5
B5		B5
A2		A2
A3		A3
A6		A6
A7		A7
A8		A8
A10		A10
A11		A11
B2		B2
B3		B3
B8		B8
B10		B10
B11		B11
A1, B1, A12, B12, Shell		GND

 THIRD ANGLE PROJECTION DESIGN UNITS mm SCALE 5:1 SIZE A4	GENERAL TOLERANCES (UNLESS SPECIFIED)		APPROVE BY	DATE	PART NO.	ITEM NO.	 Building Technology Cornerstone REV 0 SHEET NO. 1/1
	X. ±0.30	X.* ±5'	LEO	28/OCT/21	FUS6211-MWSBKB	FUS6211	
	X.X ±0.20	X.X' ±2'	CHECKED BY	DATE	TITLE USB C-type 180° Vertical Male(Welding)		
	X.XX ±0.15	X.XX' ±1'	GISELLE	28/OCT/21	THIS DRAWING CONTAINS INFORMATION THAT IS PROPRIETARY TO TXGA INDUSTRIAL ELECTRONICS(S.Z)CO.,LTD AND SHOULD NOT BE USED WITHOUT WRITTEN PERMISSION		
	X.XXX ±0.10	X.XXX' ±0.5'	DRAWN BY	DATE			
			PYD	28/OCT/21			