

REV	LOCATIONS	DESCRIPTION	DATE	REVISER	APPD

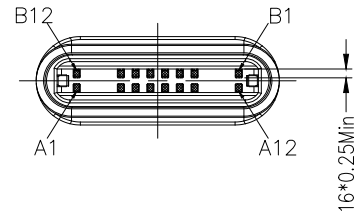
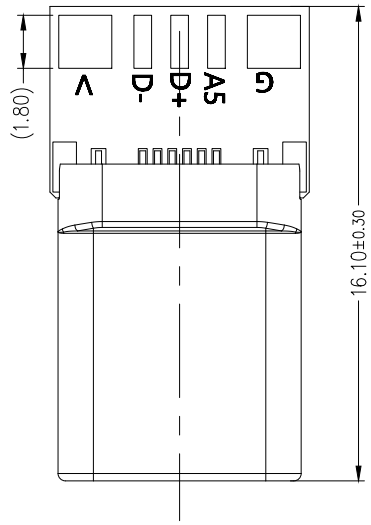
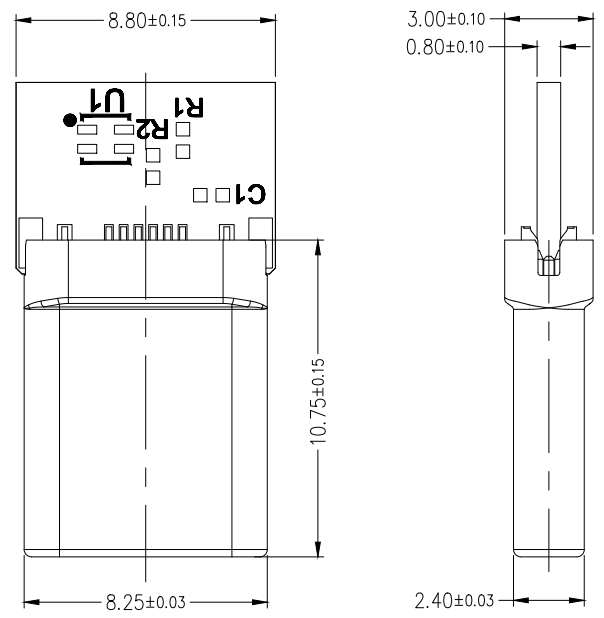
SPECIFICATION:

Electrical:  
 Current Rating: 5A Max. for VBus;  
 Voltage Rating: 20V Max.;  
 Dielectric Withstanding voltage: 100V AC;  
 Contact resistance: 40 mΩ Max.;  
 Insulation Resistance: 100 MΩ Min.;

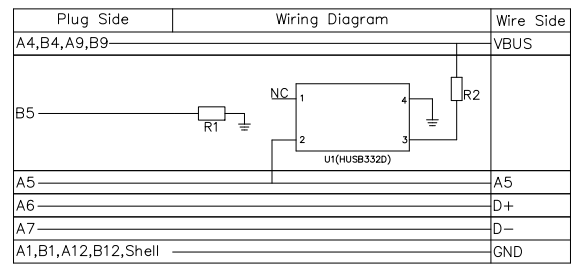
Environmental:  
 Operating temperature: -40°C~+85°C;  
 Salt Spray Test: 48H Min.;  
 Wetting Temperature: 265±5°C, 5±0.5s

Mechanical:  
 Mating force: 5-20N;  
 Unmating force: Initial: 8-20N; Final: 6-20N;  
 Durability: 10000 Cycles;  
 Shell withdrawal force: 50N.(Jointing Force);

Material:  
 Housing: LCP (UL94-V0), White  
 Shell: SUS, NI Plated  
 Terminal: Copper Alloy, Gold Plated 1μ"  
 Latch: SUS201-H  
 PCB: FR4, 4-Layer, T=0.8mm, HASL  
 R1: 1KΩ, 1%, 1/16W, SMD 0402  
 R2: 100Ω, 1%, 1/16W, SMD 0402  
 U1: HUSB332D\_U31DH



Circuits	A	B	Circuits
A1	GND	GND	B12
A4	VBUS	VBUS	B9
A5	CC1	-	B8
A6	DP1	-	B7
A7	DN1	-	B6
A8	-	Vconn	B5
A9	VBUS	VBUS	B4
A12	GND	GND	B1



 THIRD ANGLE PROJECTION DESIGN UNITS mm SCALE 5:1 SIZE A4	GENERAL TOLERANCES (UNLESS SPECIFIED)		APPROVE BY LEO	DATE 28/OCT/21	PART NO. FUS6215-MWSWHK	ITEM NO. FUS6215	 Building Technology Cornerstone
	X. ±0.30	X.* ±5'	CHECKED BY GISELLE	DATE 28/OCT/21	TITLE USB C-type 180° Vertical Male(Welding)		
	X.XX ±0.20	X.X' ±2'	DRAWN BY PYD	DATE 28/OCT/21	THIS DRAWING CONTAINS INFORMATION THAT IS PROPRIETARY TO TXGA INDUSTRIAL ELECTRONICS(S.Z)CO.,LTD AND SHOULD NOT BE USED WITHOUT WRITTEN PERMISSION		
	X.XX ±0.15	X.XX' ±1'					