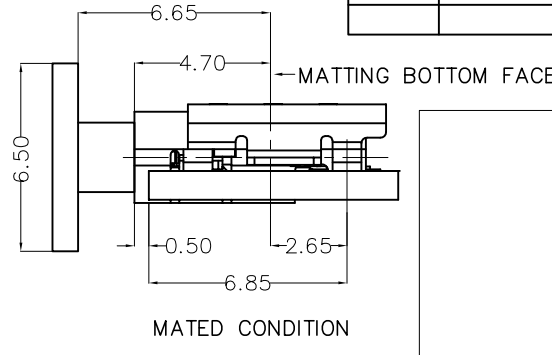
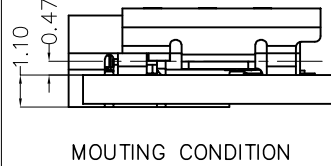
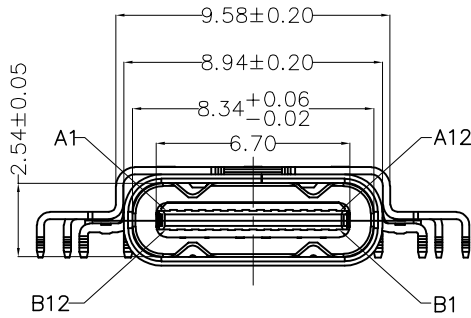


REV	LOCATIONS	DESCRIPTION	DATE	REVISER	APPD



SPECIFICATIONS

Electrical

Current Rating: 5.0A AC(rms)/DC
Voltage Rating: 5.0V AC(rms)/DC
Contact Resistance: 40 mΩ Max
Insulation Resistance: 100 MΩ Min
Withstanding Voltage: 100V AC r.m.s

Mechanical

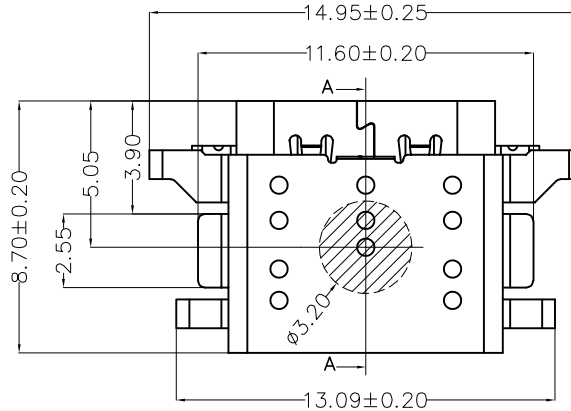
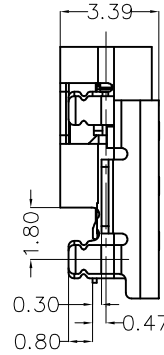
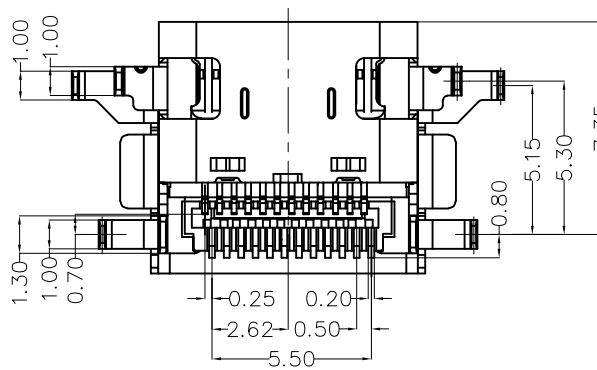
Mating force: 0.5–2.0KG.F Max
Retention force: 0.8–2.0KG.F
Durability: 10000 cycles Min.

Environmental

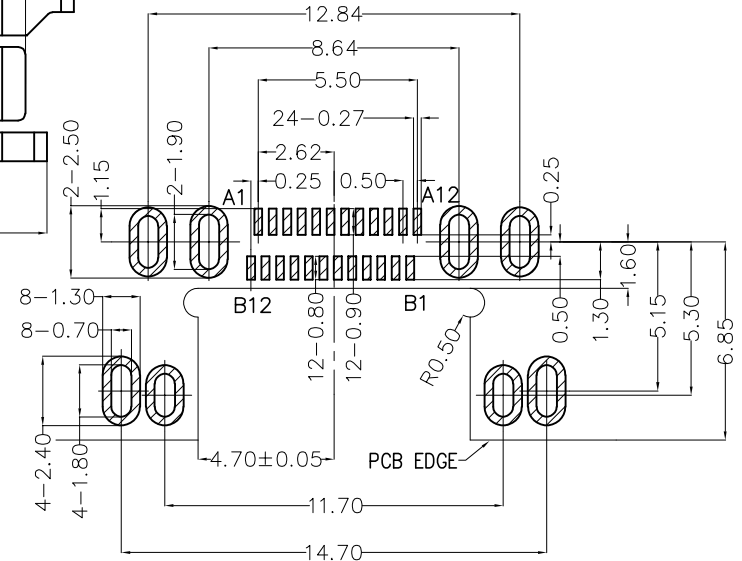
Operating Temperature: -25°C~+85°C

Material and plating

Housing: LCP (UL 94V-0), Black
Contacts: Copper Alloy/Gold plated
Shell: Stainless steel/Nikel plated

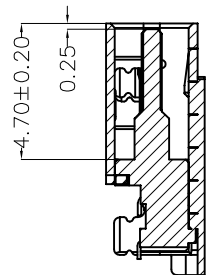
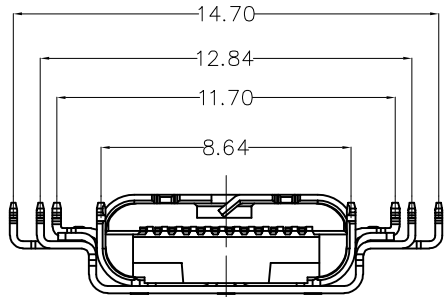


Circuits	A	Circuits	B
A1	GND	B12	GND
A2	SSTXp1	B11	SSRXp1
A3	SSTXn1	B10	SSRXn1
A4	VBUS	B9	VBUS
A5	CC1	B8	SBU2
A6	DP1	B7	DN2
A7	DN1	B6	DP2
A8	SBU1	B5	CC2
A9	VBUS	B4	VBUS
A10	SSRXn2	B3	SSTXn2
A11	SSRXp2	B2	SSTXp2
A12	GND	B1	GND



Recommended P.C.Board Layout

General tolerances ±0.05mm

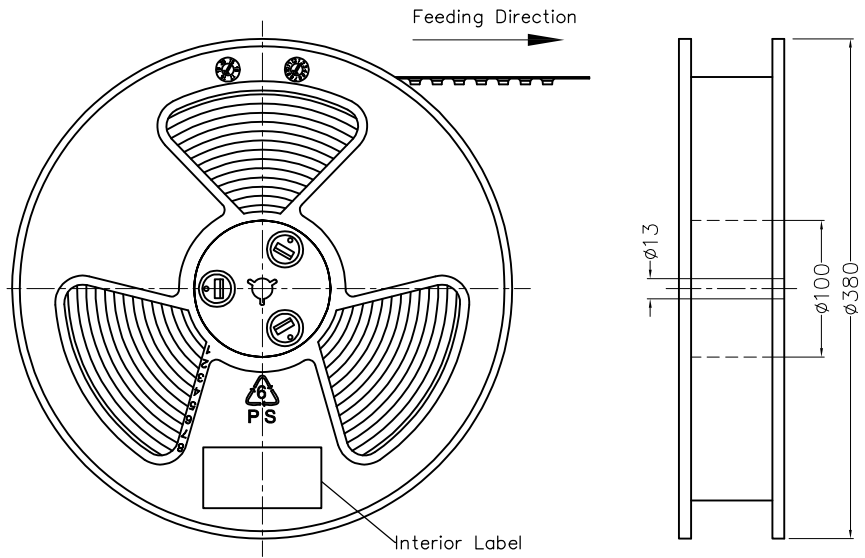


Section A-A

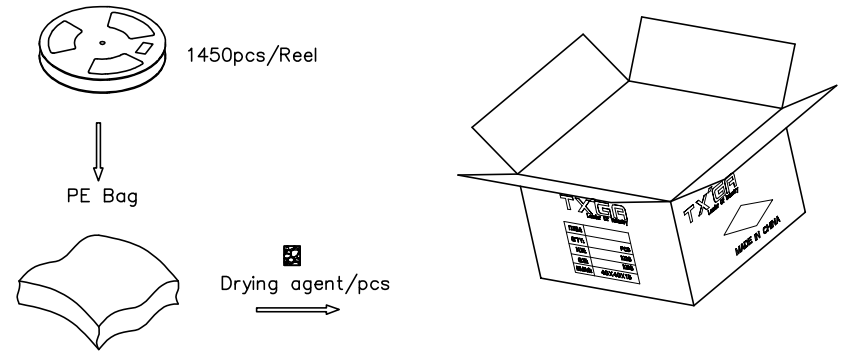
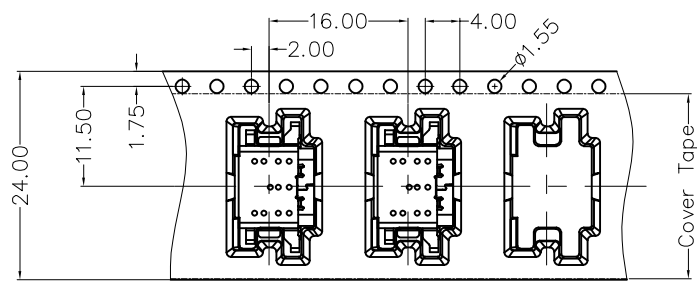
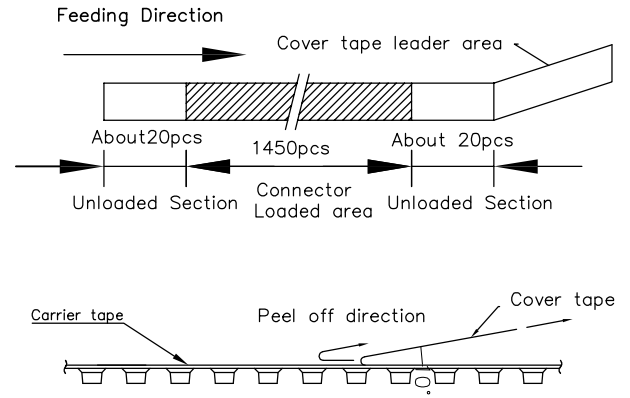
<p>THIRD ANGLE PROJECTION</p>	GENERAL TOLERANCES (UNLESS SPECIFIED)		APPROVE BY FRANK	DATE 13/SEP/22	PART NO. FUS653-FSBBKM	ITEM NO. FUS653	<p>Leader Of Industry</p>	
	X.±0.30	X.±5°	CHECKED BY CHERRY	DATE 13/SEP/22	TITLE USB C-type 90° Angle Female(SMT)(3.1)			REV 0
	DESIGN UNITS (metric)	X.X±0.20	.X'±2°	DRAWN BY QING	DATE 13/SEP/22	THIS DRAWING CONTAINS INFORMATION THAT IS PROPRIETARY TO TXGA INDUSTRIAL ELECTRONICS(S.Z)CO.,LTD AND SHOULD NOT BE USED WITHOUT WRITTEN PERMISSION		
	SCALE 5:1	SIZE A4	X.XX±0.15	.XX'±1°				
		X.XXX±0.10	.XXX'±0.5°					

REV	LOCATIONS	DESCRIPTION	DATE	REVISER	APPD

A
B
C
D
E
F



- Note:
- 1.10 sprocket hole cumulative tolerance ± 0.2
 2. Carrier camber is within 1.0mm in 250mm
 3. Material: Clear conductive polystyrene Alloy 100% recyclable
 4. All dimensions meet EIA-481-3 requirements
 5. Peel off force of cover tape & carrier tape: 20g~130g (0.2N~1.3N)
 6. Component load per 15" reel: 1450 pcs



Feeding Direction →

 THIRD ANGLE PROJECTION	GENERAL TOLERANCES (UNLESS SPECIFIED)		APPROVE BY FRANK	DATE 13/SEP/22	PART NO. FUS653-FSBBKM	ITEM NO. FUS653	 Leader Of Industry	
	X.±0.30	X.±5°	CHECKED BY CHERRY	DATE 13/SEP/22	TITLE USB C-type 90° Angle Female(SMT)(3.1)			
DESIGN UNITS (metric)	X.X±0.20	.X'±2°	DRAWN BY QING	DATE 13/SEP/22	THIS DRAWING CONTAINS INFORMATION THAT IS PROPRIETARY TO TXGA INDUSTRIAL ELECTRONICS(S.Z)CO.,LTD AND SHOULD NOT BE USED WITHOUT WRITTEN PERMISSION		REV 0	SHEET NO. 2/2
SCALE 5:1	SIZE A4	X.XX±0.15	.XX'±1°					
		X.XXX±0.10	.XXX'±0.5°					