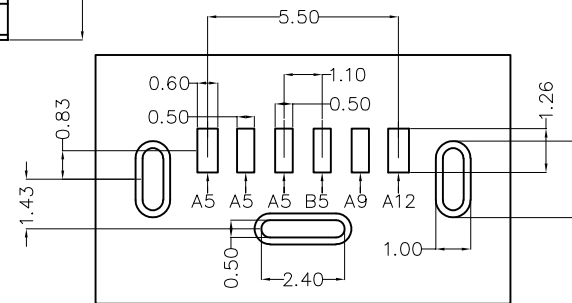
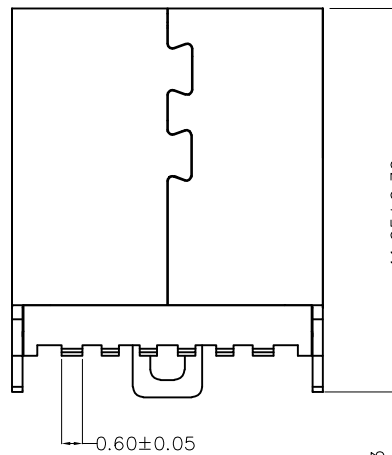
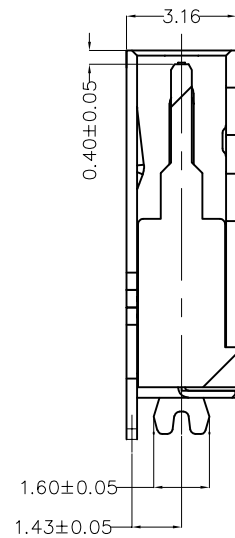
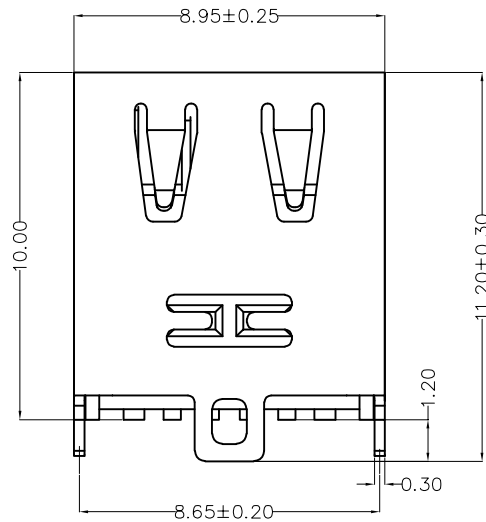
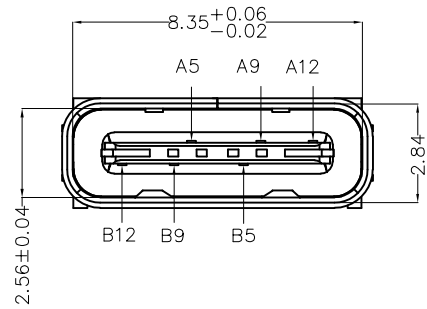


REV	LOCATIONS	DESCRIPTION	DATE	REVISER	APPD



Recommended P.C.Board Layout
General tolerances ±0.05mm

SPECIFICATIONS

Electrical

Current Rating: 5.0A For VBUS AC(rms)/DC
1.25A For GND AC(rms)/DC
0.25A For Other AC(rms)/DC

Voltage Rating: 20.0V AC(rms)/DC

Contact Resistance: 40 mΩ Max

Insulation Resistance: 100 MΩ Min

Withstanding Voltage: 100V AC r.m.s

Operating Temperature: -25°C~+85°C

Mechanical

Durability: 10000 cycles Min.

Mating force: 0.5-2.0KG.F

Retention force: 0.8-2.0KG.F

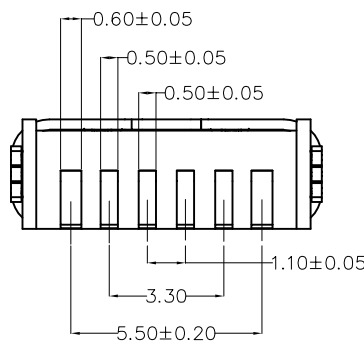
Material and plating

Housing: LCP (UL 94V-0), Black

Contacts: Copper Alloy/Gold Plated on contact and Tin Plated on tail

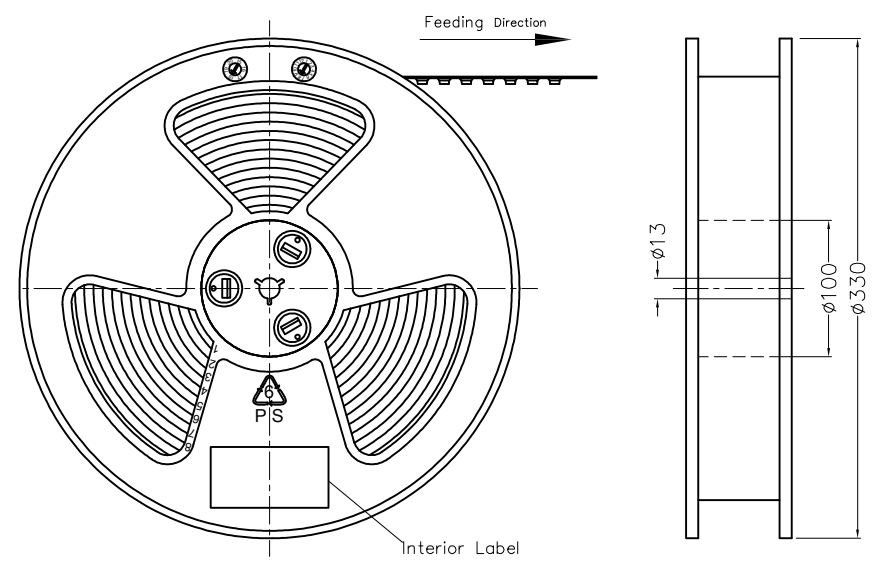
Shell: Stainless steel/Nickel Plated

Circuits	A
A5	CC1
A9	VBUS
A12	GND
Circuits	B
B5	SBU2
B9	VBUS
B12	GND

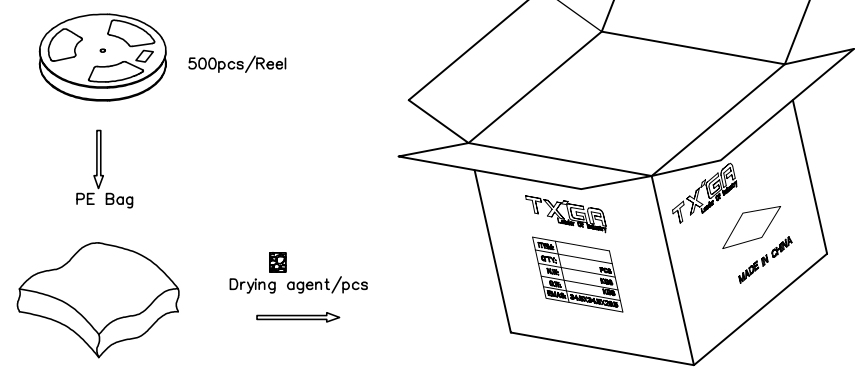
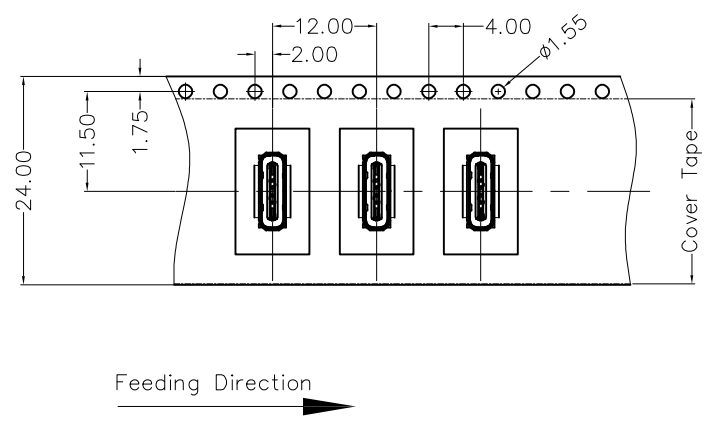
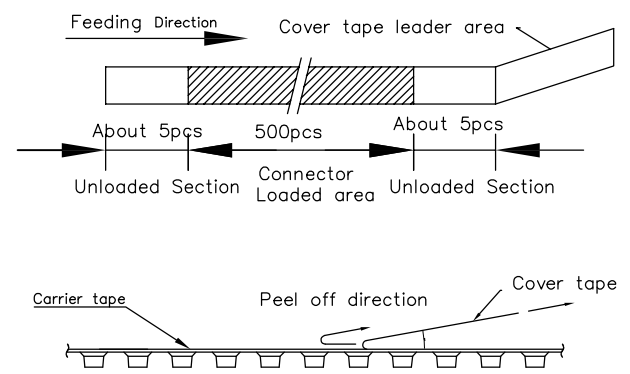


<p>THIRD ANGLE PROJECTION</p>	GENERAL TOLERANCES (UNLESS SPECIFIED)		APPROVE BY	DATE	PART NO.	ITEM NO.	<p>Leader Of Industry</p>
	X.±0.30	X.±5°	FRANK	10/AUG/22	FUS659-FSSBKM	FUS659	
	X.X±0.20	.X'±2'	CHECKED BY	DATE	TITLE		
	X.XX±0.15	.XX'±1'	CHERRY	10/AUG/22	USB C-type 180° Vertical Female(SMT)(3.1)		
SCALE	SIZE	X.XXX±0.10	.XXX'±0.5'	DRAWN BY	DATE	THIS DRAWING CONTAINS INFORMATION THAT IS PROPRIETARY TO TXGA INDUSTRIAL ELECTRONICS(S.Z)CO.,LTD AND SHOULD NOT BE USED WITHOUT WRITTEN PERMISSION	
5:1	A4			QING	10/AUG/22	REV 0	SHEET NO. 1/2

REV	LOCATIONS	DESCRIPTION	DATE	REVISER	APPD



- Note:
- 1.10 sprocket hole cumulative tolerance ± 0.2
 2. Carrier camber is within 1.0mm in 250mm
 3. Material: Clear conductive polystyrene Alloy 100% recyclable
 4. All dimensions meet EIA-481-3 requirements
 5. Peel off force of cover tape & carrier tape: 20g~130g (0.2N~1.3N)
 6. Component load per 13" reel: 500 pcs



 THIRD ANGLE PROJECTION	GENERAL TOLERANCES (UNLESS SPECIFIED)		APPROVE BY	DATE	PART NO.	ITEM NO.	 Leader Of Industry
	X.±0.30	X.'±5'	FRANK	10/AUG/22	FUS659-FSSBKM	FUS659	
	X.X±0.20	.X'±2'	CHECKED BY	DATE	TITLE		
	X.XX±0.15	.XX'±1'	CHERRY	10/AUG/22	USB C-type 180° Vertical Female(SMT)(3.1)		
SCALE	SIZE	X.XXX±0.10	.XX'±0.5'	DRAWN BY	DATE	THIS DRAWING CONTAINS INFORMATION THAT IS PROPRIETARY TO TXGA INDUSTRIAL ELECTRONICS(S.Z)CO.,LTD AND SHOULD NOT BE USED WITHOUT WRITTEN PERMISSION	
5:1	A4			QING	10/AUG/22	REV 0	SHEET NO. 2/2