

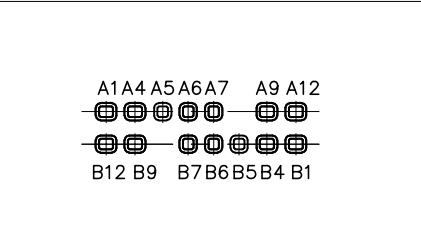
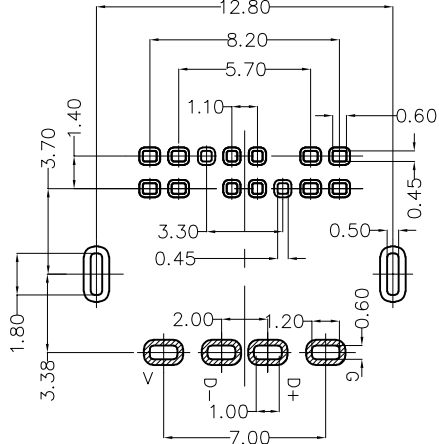
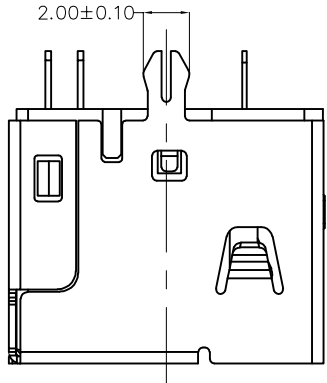
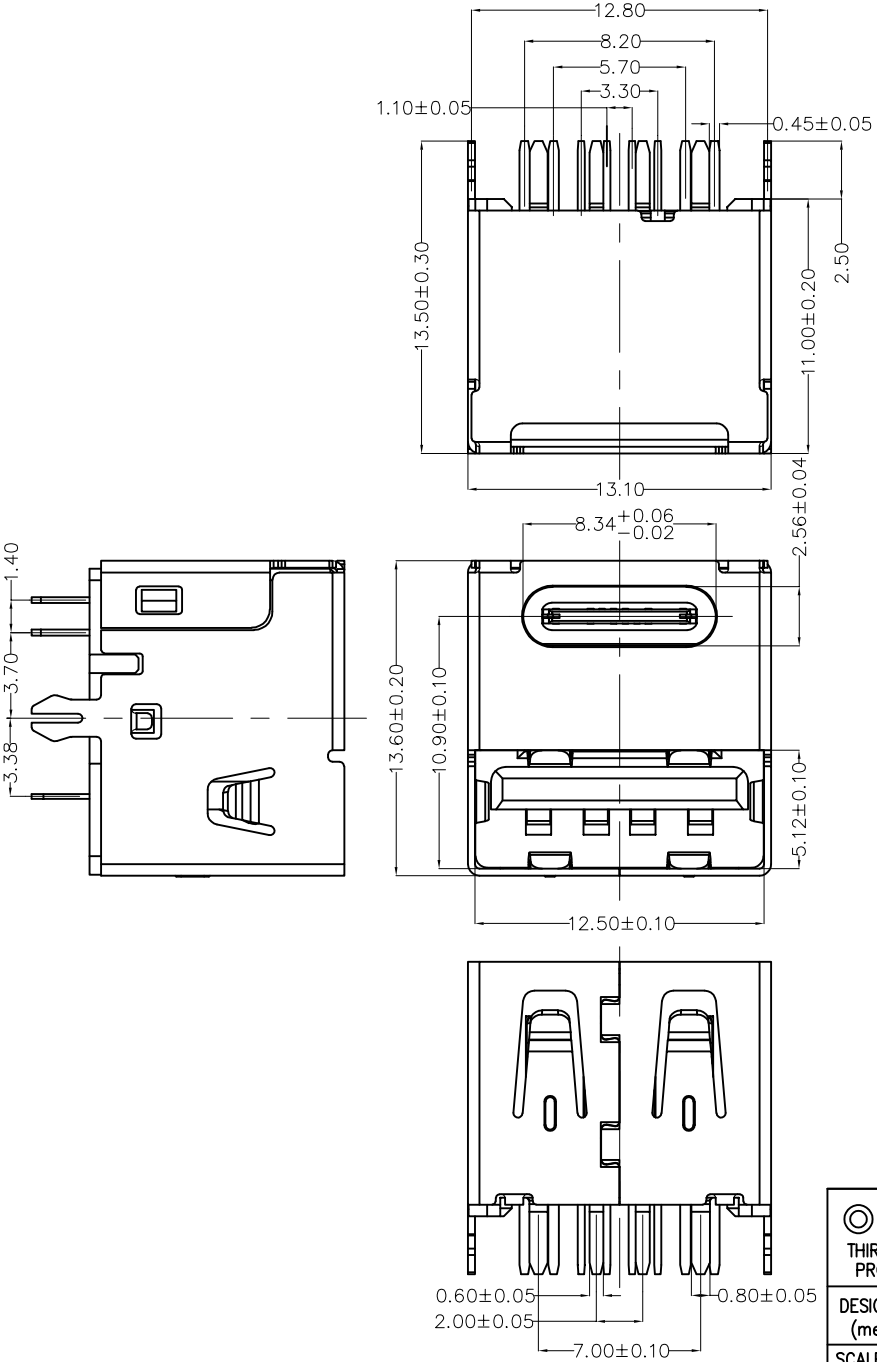
REV	LOCATIONS	DESCRIPTION	DATE	REVISER	APPD

**SPECIFICATIONS**

**Electrical**  
**Current Rating:**  
 Type-C: 8.0A AC(rms)/DC  
 Type-A: 5.0A AC(rms)/DC  
**Voltage Rating:** 5.0V AC(rms)/DC  
**Contact Resistance:** 50 mΩ Max  
**Insulation Resistance:** 100 MΩ Min  
**Withstanding Voltage:** 100V AC r.m.s  
**Operating Temperature:** -25°C~+85°C

**Mechanical**  
**Durability:** 10000 cycles Min.  
**Mating force:** 0.5-2.0KG.F  
**Retention force:** 0.8-2.0KG.F

**Material and plating**  
**Housing:** LCP (UL 94V-0),Black  
**Contacts:** Copper Alloy/Gold Plated on contact and Tin Plated on tail  
**Shell:** Stainless steel/Nickel Plated



Circuits	A	Circuits	B
A1	GND	B12	GND
A4	VBUS	B9	VBUS
A5	CC1	B7	SBU2
A6	DP1	B6	DN2
A7	DN1	B5	DP2
A9	VBUS	B4	VBUS
A12	GND	B1	GND

<p>THIRD ANGLE PROJECTION</p>	GENERAL TOLERANCES (UNLESS SPECIFIED)		APPROVE BY	DATE	PART NO.	ITEM NO.	<p>Leader Of Industry</p>
	X.±0.30	X'±5'	FRANK	11/AUG/22	FUS667-FDSBKK	FUS667	
	X.X±0.20	.X'±2'	CHECKED BY	DATE	TITLE	REV 0	
	X.XX±0.15	.XX'±1'	CHERRY	11/AUG/22	USB C-type 180° Vertical Female(DIP)(3.1)	SHEET NO. 1/1	
SCALE	SIZE	X.XXX±0.10	.XXX'±0.5'	DRAWN BY	DATE	THIS DRAWING CONTAINS INFORMATION THAT IS PROPRIETARY TO TXGA INDUSTRIAL ELECTRONICS(S.Z)CO.,LTD AND SHOULD NOT BE USED WITHOUT WRITTEN PERMISSION	
8:1	A4			QING	11/AUG/22		