

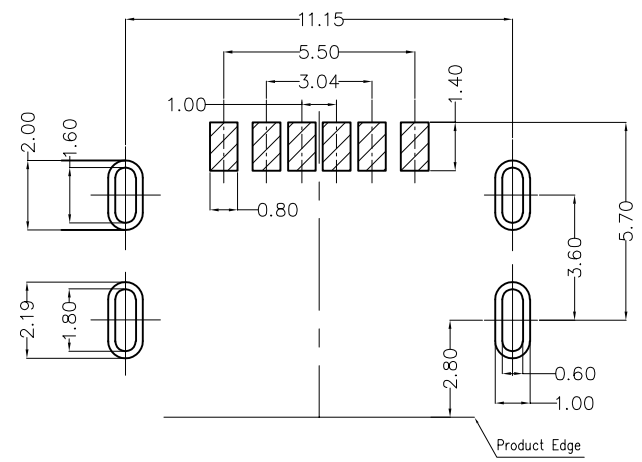
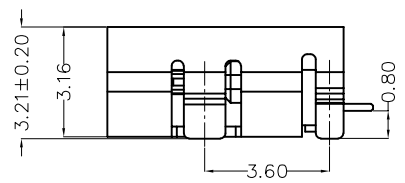
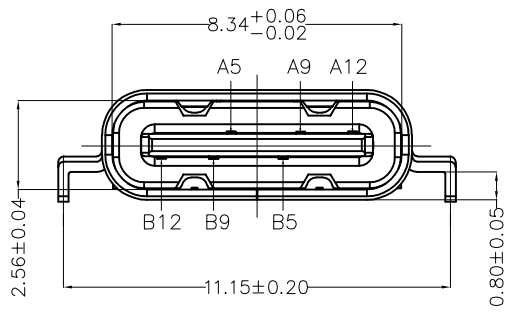
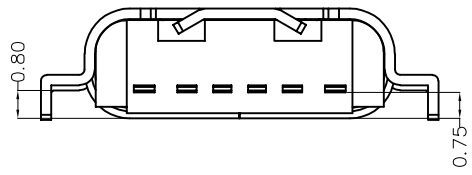
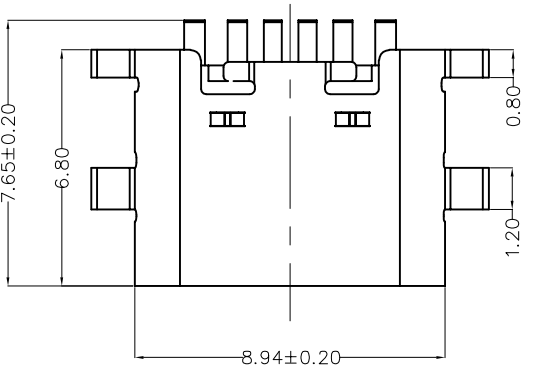
REV	LOCATIONS	DESCRIPTION	DATE	REVISER	APPD

**SPECIFICATIONS**

**Electrical**  
 Current Rating: 3.0A AC(rms)/DC  
 Voltage Rating: 5.0V AC(rms)/DC  
 Contact Resistance: 50 mΩ Max  
 Insulation Resistance: 100 MΩ Min  
 Withstanding Voltage: 100V AC r.m.s  
 Operating Temperature: -25°C~+85°C

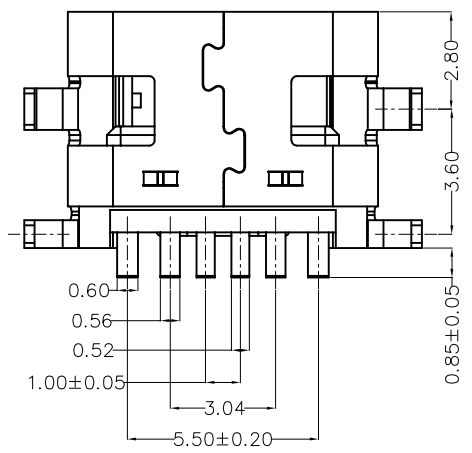
**Mechanical**  
 Durability: 5000 cycles Min.  
 Mating force: 0.5-2.0KG.F  
 Retention force: 0.8-2.0KG.F

**Material and plating**  
 Housing: LCP (UL 94V-0),Black  
 Contacts: Copper Alloy/Gold Plated  
 Shell: Stainless steel/Nickel Plated



Recommended P.C.Board Layout  
 General tolerances ±0.05mm

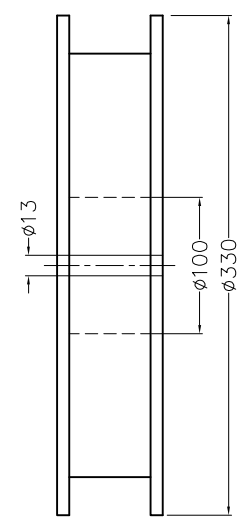
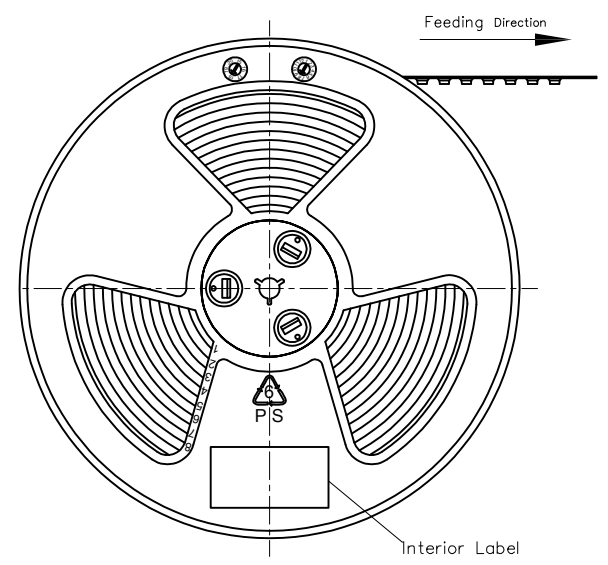
Circuits	A
A5	CC1
A9	VBUS
A12	GND
Circuits	B
B5	SBU2
B9	VBUS
B12	GND



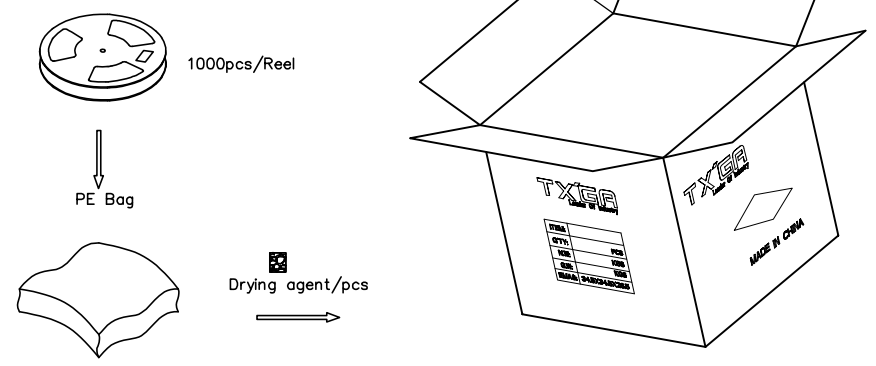
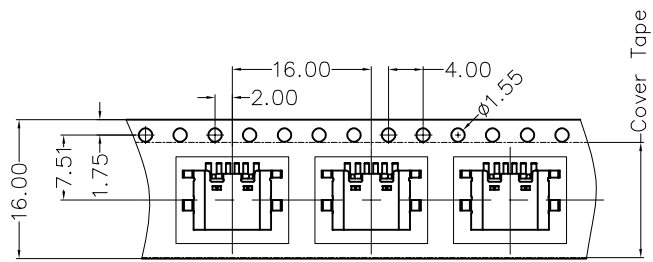
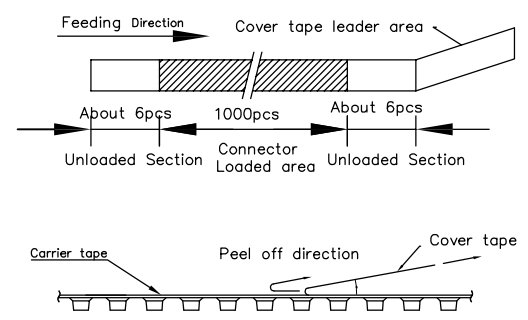
<p>THIRD ANGLE PROJECTION</p>	GENERAL TOLERANCES (UNLESS SPECIFIED)		APPROVE BY	DATE	PART NO.	ITEM NO.	<p>Leader Of Industry</p>	
	X.±0.30	X.±5°	FRANK	13/JUL/22	FUS668-FSBBKM	FUS668		
	DESIGN UNITS (metric)		CHECKED BY	DATE	TITLE			REV 0
	X.X±0.20	.X'±2°	CHERRY	13/JUL/22	USB C-type 90° Angle Female(SMT)(3.1)			SHEET NO. 1/2
SCALE	SIZE	X.XX±0.15	.XX'±1°	DRAWN BY	DATE	THIS DRAWING CONTAINS INFORMATION THAT IS PROPRIETARY TO TXGA INDUSTRIAL ELECTRONICS(S.Z)CO.,LTD AND SHOULD NOT BE USED WITHOUT WRITTEN PERMISSION		
5:1	A4	X.XXX±0.10	.XXX'±0.5°	QING	13/JUL/22			

REV	LOCATIONS	DESCRIPTION	DATE	REVISER	APPD

A  
B  
C  
D  
E  
F



- Note:
- 1.10 sprocket hole cumulative tolerance  $\pm 0.2$
  2. Carrier camber is within 1.0mm in 250mm
  3. Material: Clear conductive polystyrene Alloy 100% recyclable
  4. All dimensions meet EIA-481-3 requirements
  5. Peel off force of cover tape & carrier tape: 20g~130g (0.2N~1.3N)
  6. Component load per 13" reel: 1000 pcs



 THIRD ANGLE PROJECTION	GENERAL TOLERANCES (UNLESS SPECIFIED)		APPROVE BY FRANK	DATE 13/JUL/22	PART NO. FUS668-FSBBKM	ITEM NO. FUS668	 Leader Of Industry
	X.±0.30	X.±5'	CHECKED BY CHERRY	DATE 13/JUL/22	TITLE USB C-type 90° Angle Female(SMT)(3.1)		
DESIGN UNITS (metric)	X.X±0.20	.X'±2'	DRAWN BY QING	DATE 13/JUL/22	THIS DRAWING CONTAINS INFORMATION THAT IS PROPRIETARY TO TXGA INDUSTRIAL ELECTRONICS(S.Z)CO.,LTD AND SHOULD NOT BE USED WITHOUT WRITTEN PERMISSION		
SCALE 5:1	SIZE A4	X.XX±0.15	.XX'±1"				
		X.XXX±0.10	.XXX'±0.5"				

1 2 3 4 5 6 7 8