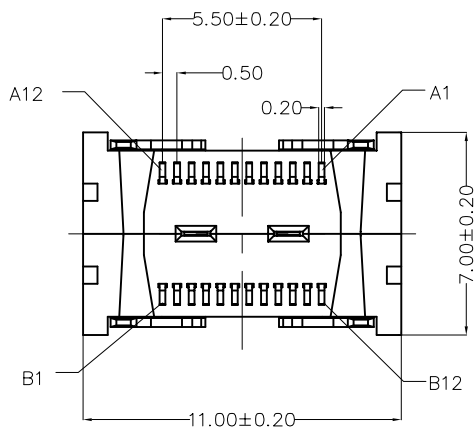
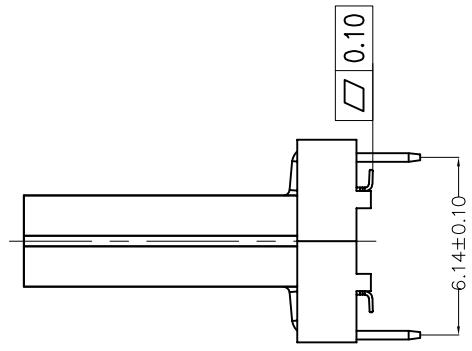
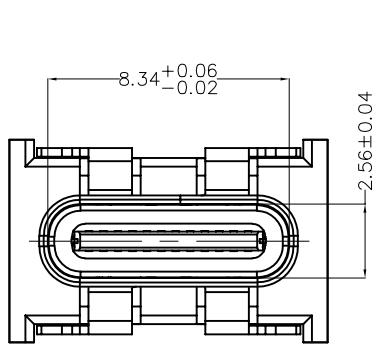


REV	LOCATIONS	DESCRIPTION	DATE	REVISER	APPD

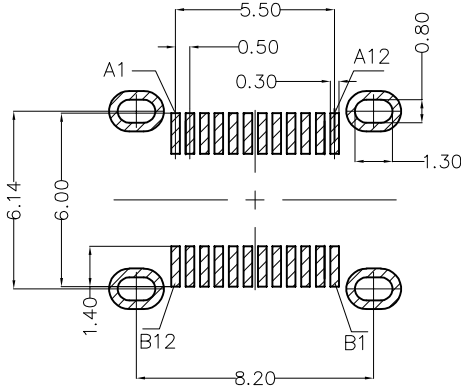
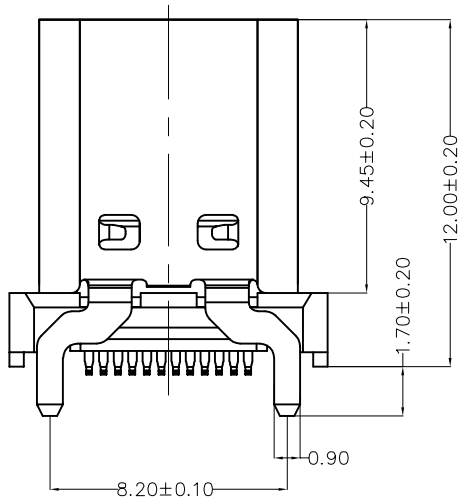


SPECIFICATIONS

Electrical
 Current Rating: 3.0A AC(rms)/DC
 Voltage Rating: 5.0V AC(rms)/DC
 Contact Resistance: 50 mΩ Max
 Insulation Resistance: 100 MΩ Min
 Withstanding Voltage: 100V AC r.m.s
 Operating Temperature: -25°C~+85°C

Mechanical
 Durability:10000 cycles Min.
 Mating force:0.5-2.0KG.F
 Retention force:0.8-2.0KG.F

Material and plating
 Housing:LCP (UL 94V-0),Black
 Contacts:Copper Alloy/Gold Plated on contact and Tin Plated on tai
 Shell:Stainless steel/Nickel Plated

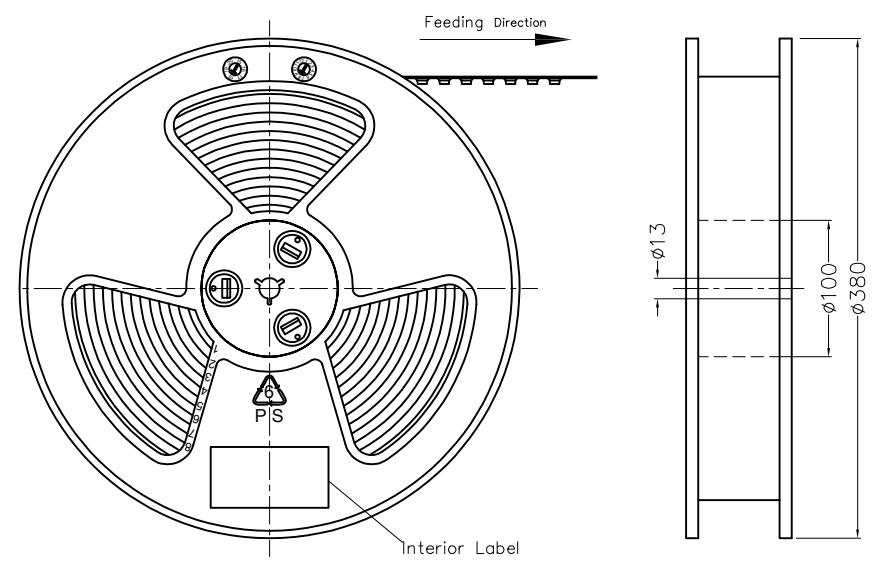


Recommended P.C.Board Layout
 General tolerances ±0.05mm

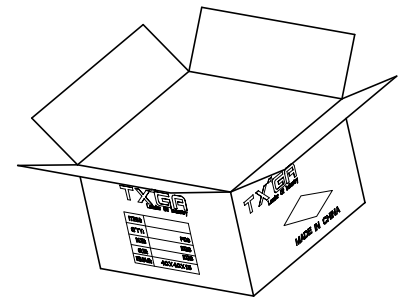
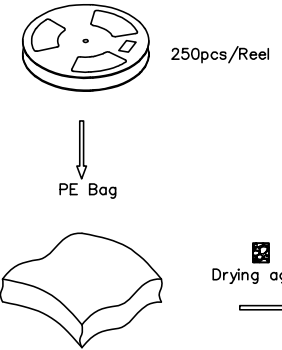
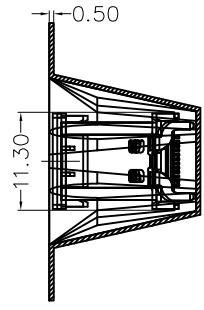
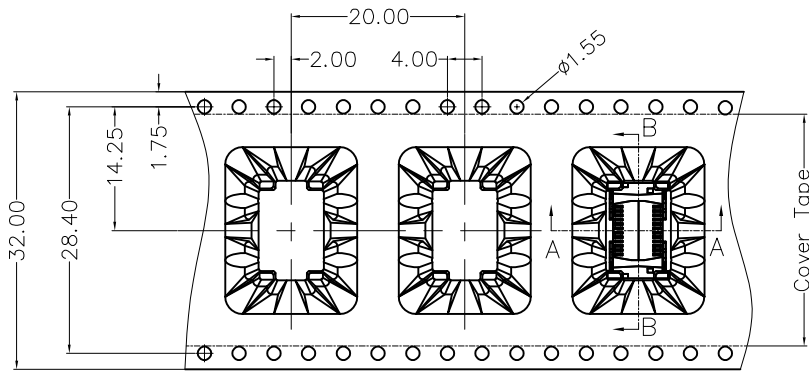
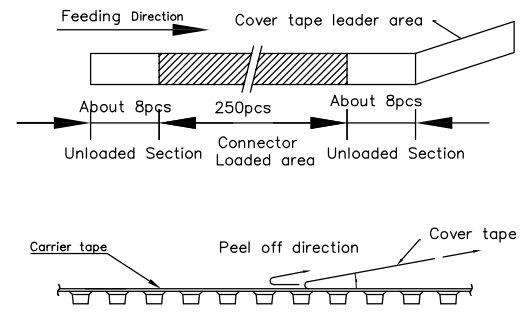
Circuits	A	Circuits	B
A1	GND	B12	GND
A2	SSTXp1	B11	SSRXp1
A3	SSTXn1	B10	SSRXn1
A4	VBUS	B9	VBUS
A5	CC1	B8	SBU2
A6	DP1	B7	DN2
A7	DN1	B6	DP2
A8	SBU1	B5	CC2
A9	VBUS	B4	VBUS
A10	SSRXn2	B3	SSTXn2
A11	SSRXp2	B2	SSTXp2
A12	GND	B1	GND

 THIRD ANGLE PROJECTION DESIGN UNITS (metric) SCALE 5:1 SIZE A4	GENERAL TOLERANCES (UNLESS SPECIFIED) X.±0.30 X.±5' X.X±0.20 X.±2' X.XX±0.15 X.X±1' X.XXX±0.10 X.XX±0.5'		APPROVE BY FRANK CHECKED BY CHERRY DRAWN BY QING	DATE 13/JUL/22 DATE 13/JUL/22 DATE 13/JUL/22	PART NO. FUS677-FSSBKM TITLE USB C-type 180° Vertical Female(SMT)(3.1)	ITEM NO. FUS677 REV 0	 Leader Of Industry SHEET NO. 1/2
	THIS DRAWING CONTAINS INFORMATION THAT IS PROPRIETARY TO TXGA INDUSTRIAL ELECTRONICS(S.Z)CO.,LTD AND SHOULD NOT BE USED WITHOUT WRITTEN PERMISSION						

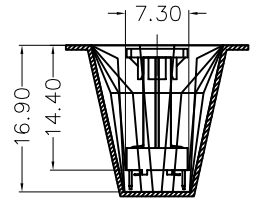
REV	LOCATIONS	DESCRIPTION	DATE	REVISER	APPD



Note:
 1.10 sprocket hole cumulative tolerance ± 0.2
 2.Carrier camber is within 1.0mm in 250mm
 3.Material: Clear conductive polystyrene Alloy 100% recyclable
 4.All dimensions meet EIA-481-3 requirements
 5.Peel off force of cover tape & carrier tape: 20g~130g (0.2N~1.3N)
 6.Component load per 15" reel: 250 pcs



Feeding Direction \rightarrow



 THIRD ANGLE PROJECTION	GENERAL TOLERANCES (UNLESS SPECIFIED)		APPROVE BY	DATE	PART NO.	ITEM NO.	 Leader Of Industry
	X. ± 0.30	X. $\pm 5'$	FRANK	13/JUL/22	FUS677-FSSBKM	FUS677	
DESIGN UNITS (metric)	X.X ± 0.20	X. $\pm 2'$	CHECKED BY	DATE	TITLE		REV 0 SHEET NO. 2/2
SCALE	X.XX ± 0.15	.XX $\pm 1'$	CHERRY	13/JUL/22	USB C-type 180° Vertical Female(SMT)(3.1)		
SIZE	X.XXX ± 0.10	.XXX $\pm 0.5'$	DRAWN BY	DATE	THIS DRAWING CONTAINS INFORMATION THAT IS PROPRIETARY TO TXGA INDUSTRIAL ELECTRONICS(S.Z)CO.,LTD AND SHOULD NOT BE USED WITHOUT WRITTEN PERMISSION		QING 13/JUL/22
5:1	A4						