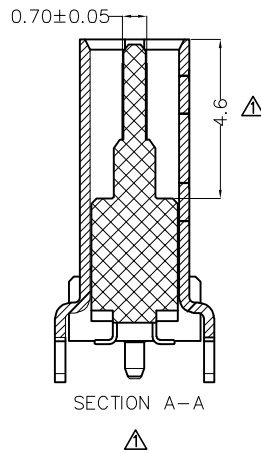
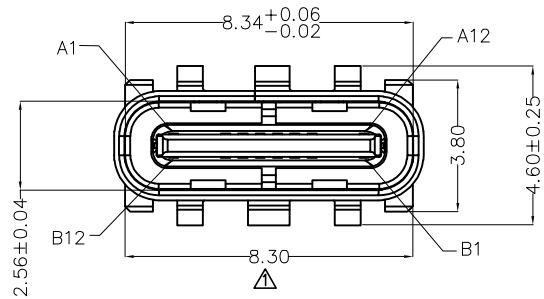


REV	LOCATIONS	DESCRIPTION	DATE	REVISER	APPD
1	△	1.Structural & dimensions changes 2.Update packaging details	14/MAR/24	MATT	LEO



SPECIFICATIONS

Electrical

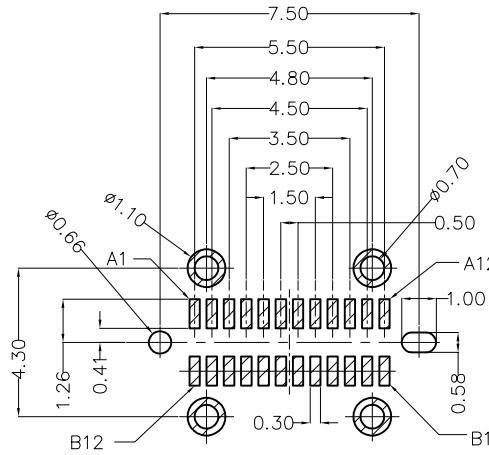
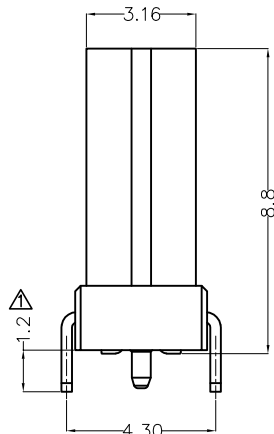
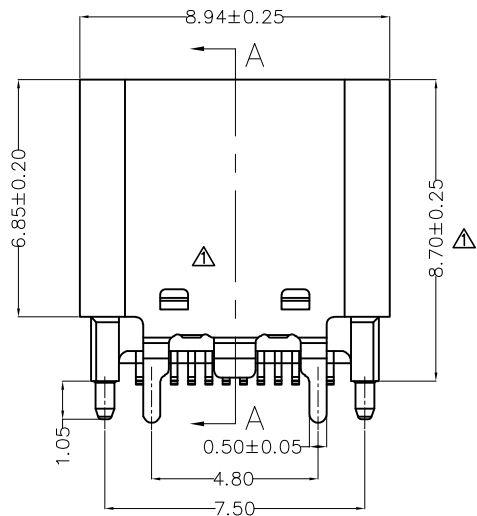
Current Rating: 5.0A AC(rms)/DC
Voltage Rating: 5.0V AC(rms)/DC
Contact Resistance: 50 mΩ Max
Insulation Resistance: 100 MΩ Min
Withstanding Voltage: 100V AC r.m.s
Operating Temperature: -25°C~+85°C

Mechanical

Durability:10000 cycles Min.
Mating force:0.5-2.0KG.F
Retention force:0.8-2.0KG.F

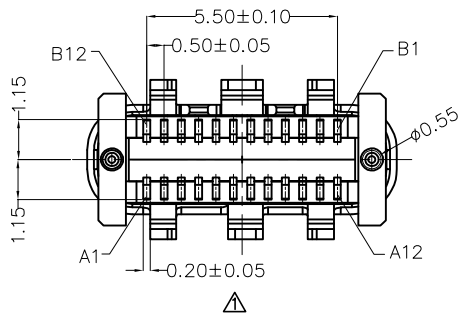
Material and plating

Housing: LCP (UL 94V-0), Black
Contacts: Copper Alloy/Gold Plated on contact and Tin Plated on tail
Shell: Stainless steel/Nickel Plated
EMI Plate:Stainless steel/Clear Only
Mid Plate:Stainless steel/Clear Only



Recommended P.C.Board Layout
General tolerances ±0.05mm

Circuits	A	Circuits	B
A1	GND	B12	GND
A2	SSTXp1	B11	SSRXp1
A3	SSTXn1	B10	SSRXn1
A4	VBUS	B9	VBUS
A5	CC1	B8	SBU2
A6	DP1	B7	DN2
A7	DN1	B6	DP2
A8	SBU1	B5	CC2
A9	VBUS	B4	VBUS
A10	SSRXn2	B3	SSTXn2
A11	SSRXp2	B2	SSTXp2
A12	GND	B1	GND



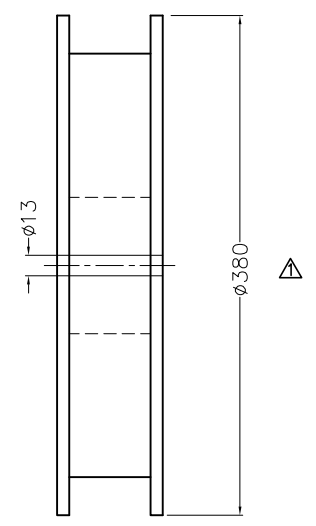
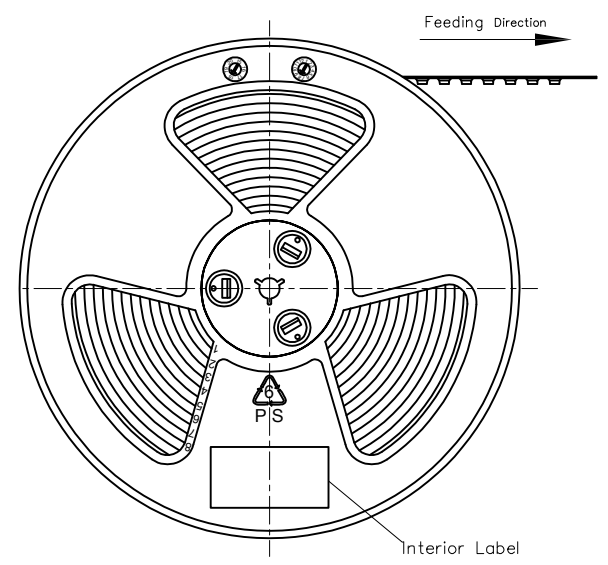
 THIRD ANGLE PROJECTION DESIGN UNITS Metric SCALE 5:1 SIZE A4	GENERAL TOLERANCES (UNLESS SPECIFIED)		APPROVE BY FRANK	DATE 13/JUL/22
	X.±0.30	X.'±5'	CHECKED BY CHERRY	DATE 13/JUL/22
	X.XX±0.15	.XX'±1'	DRAWN BY QING	DATE 13/JUL/22
	X.XXX±0.10	.XXX'±0.5'		

PART NO. FUS681-FSSBKM	ITEM NO. FUS681
TITLE USB C-type 180° Vertical Female(SMT)(3.1)	
REV 1	SHEET NO. 1/2

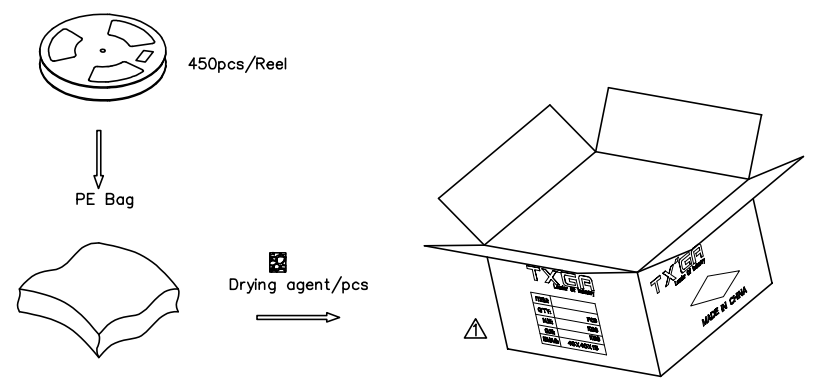
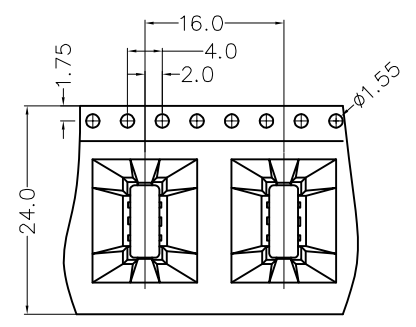
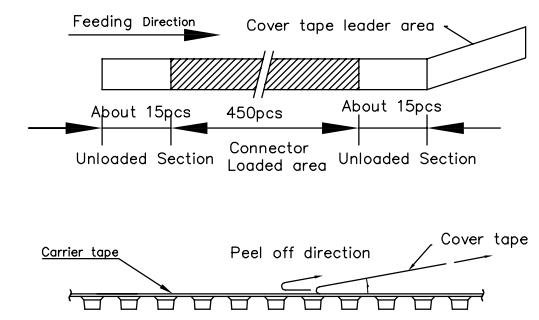


THIS DRAWING CONTAINS INFORMATION THAT IS PROPRIETARY TO TXGA INDUSTRIAL ELECTRONICS(S.Z)CO.,LTD AND SHOULD NOT BE USED WITHOUT WRITTEN PERMISSION

REV	LOCATIONS	DESCRIPTION	DATE	REVISER	APPD
1	△	1.Structural & dimensions changes 2.Update packaging details	14/MAR/24	MATT	LEO



Note:
 1.10 sprocket hole cumulative tolerance±0.2
 2.Carrier camber is within 1.0mm in 250mm
 3.Material: Clear conductive polystyrene Alloy 100% recyclable
 4.All dimensions meet EIA-481-3 requirements
 5.Peel off force of cover tape & carrier tape: 20g~130g (0.2N~1.3N)
 6.Component load per 15" reel: 450 pcs



 THIRD ANGLE PROJECTION DESIGN UNITS (metric) SCALE 5:1 SIZE A4	GENERAL TOLERANCES (UNLESS SPECIFIED)		APPROVE BY FRANK	DATE 13/JUL/22	PART NO. FUS681-FSSBKM	ITEM NO. FUS681	 Leader Of Industry
	X.±0.30	X.±5'	CHECKED BY CHERRY	DATE 13/JUL/22	TITLE USB C-type 180° Vertical Female(SMT)(3.1)		
	X.XX±0.15	.XX'±1'	DRAWN BY QING	DATE 13/JUL/22	THIS DRAWING CONTAINS INFORMATION THAT IS PROPRIETARY TO TXGA INDUSTRIAL ELECTRONICS(S.Z)CO.,LTD AND SHOULD NOT BE USED WITHOUT WRITTEN PERMISSION		
	X.XXX±0.10	.XXX'±0.5'					