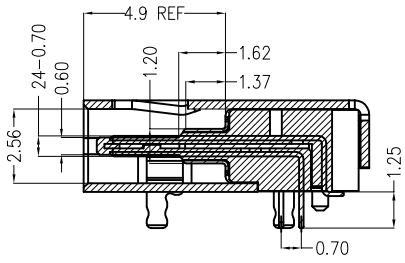
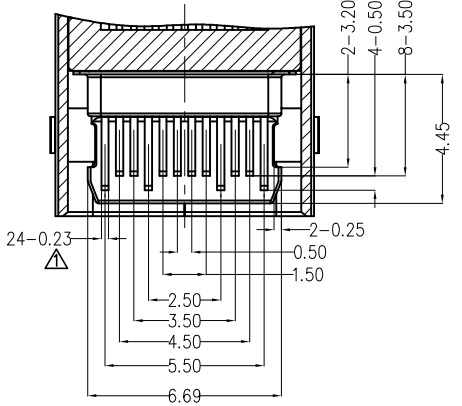
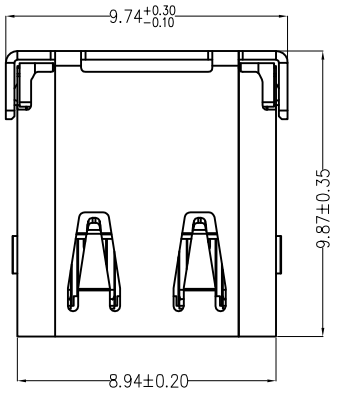


REV	LOCATIONS	DESCRIPTION	DATE	REVISER	APPD
1	△	New model 1: Update structure, dimensions, specifications 2: Update packaging	26/FEB/26	MATT	LEO

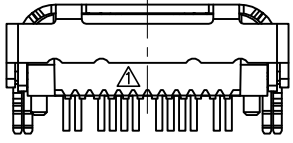
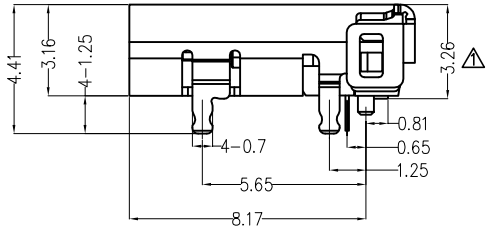
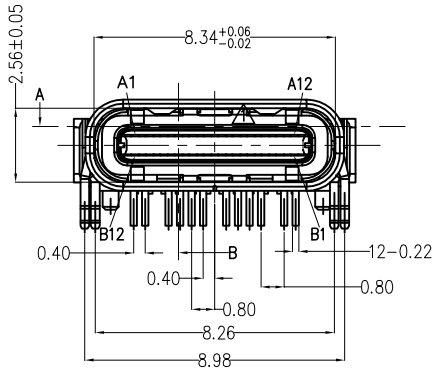
**SPECIFICATIONS**

- △ Electrical
  - Current Rating: 5A Max for VBUS  
1.25A for GND, 0.25A for other
  - Voltage Rating: 20V Max DC
  - Contact Resistance: 40mΩ Max
  - Insulation Resistance: 100MΩ Min
  - Withstanding Voltage: 100V AC r.m.s
- Mechanical
  - Mating force: 0.5-2.0KG.F
  - Retention force: 0.8-2.0KG.F
  - Durability: 10000 cycles Min.
- Environmental
  - Operating Temperature: -40°C~+85°C
- Material and plating
  - Housing: LCP (UL 94V-0), Black
  - Contacts: Copper Alloy/Gold plated on contact,
  - △ Gold flash on tail, Nickel under overall
  - Shell: Stainless steel/Nickel plated

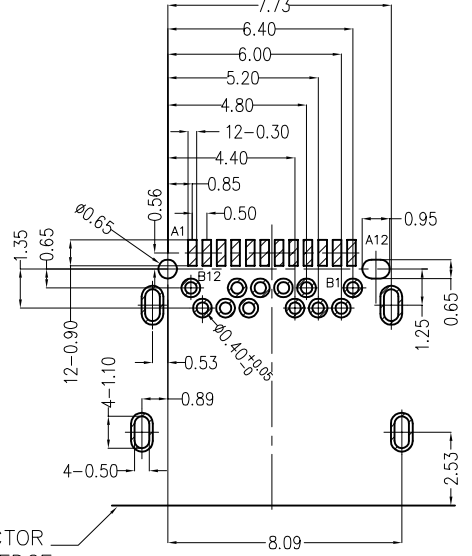


Section B-B

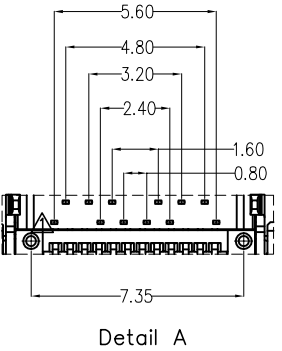
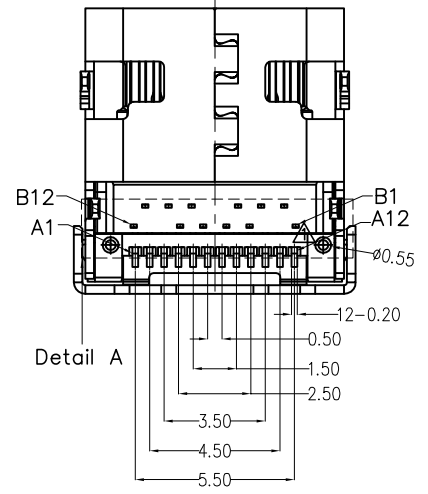
Section A-A



Circuits	A	Circuits	B
A1	GND	B12	GND
A2	SSTXp1	B11	SSRXp1
A3	SSTXn1	B10	SSRXn1
A4	VBUS	B9	VBUS
A5	CC1	B8	SBU2
A6	DP1	B7	DN2
A7	DN1	B6	DP2
A8	SBU1	B5	CC2
A9	VBUS	B4	VBUS
A10	SSRXn2	B3	SSTXn2
A11	SSRXp2	B2	SSTXp2
A12	GND	B1	GND



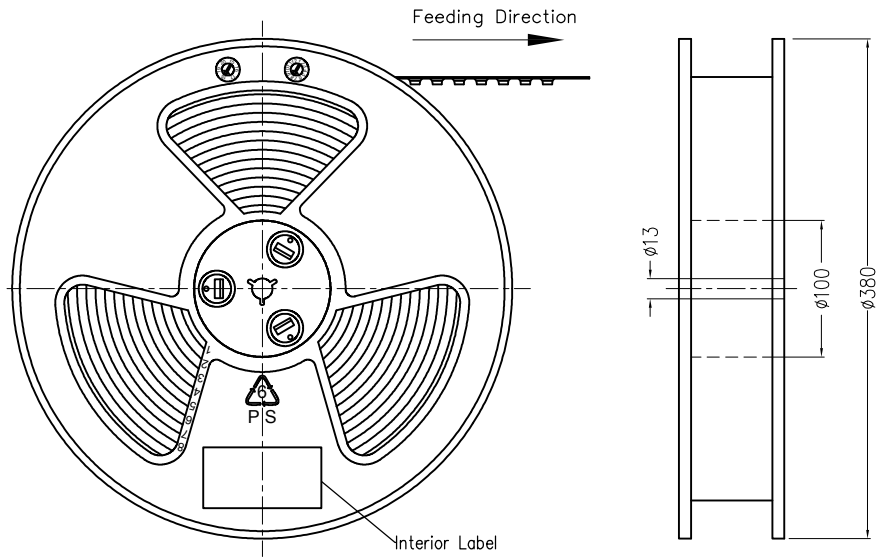
Recommended P.C.Board Layout  
General tolerances ±0.05mm




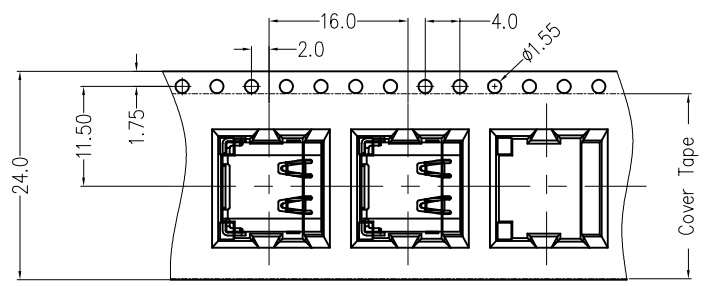
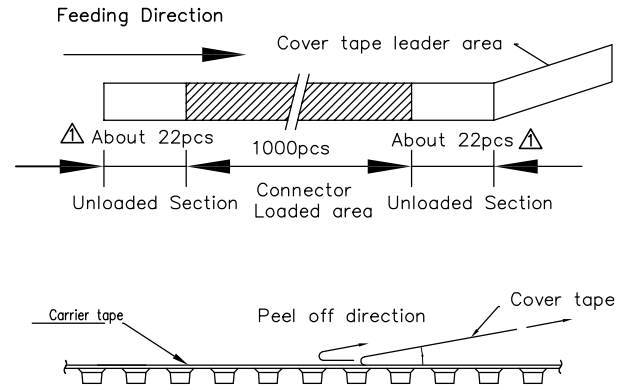
<p>THIRD ANGLE PROJECTION</p>	GENERAL TOLERANCES (UNLESS SPECIFIED)		APPROVE BY	DATE	PART NO.	ITEM NO.	<p>Building Technology Cornerstone</p>	
	X.±0.30	X'.±5°	FRANK	13/SEP/22	FUS694-FSBBKM	FUS694		
	DESIGN UNITS (metric)		CHECKED BY	DATE	TITLE			REV 1
	X.XX±0.15	.XX'±1°	CHERRY	13/SEP/22	USB C-type 90° Angle Female (Hybrid solder)			SHEET NO. 1/2
SCALE	SIZE	X.XXX±0.10	.XXX'±0.5°	DRAWN BY	DATE	THIS DRAWING CONTAINS INFORMATION THAT IS PROPRIETARY TO TXGA INDUSTRIAL ELECTRONICS(S,Z)CO.,LTD AND SHOULD NOT BE USED WITHOUT WRITTEN PERMISSION		
5:1	A4			QING	13/SEP/22			

REV	LOCATIONS	DESCRIPTION	DATE	REVISER	APPD

A  
B  
C  
D  
E  
F



- Note:
- 1.10 sprocket hole cumulative tolerance±0.2
  - 2.Carrier camber is within 1.0mm in 250mm
  - 3.Material: Clear conductive polystyrene Alloy 100% recyclable
  - 4.All dimensions meet EIA-481-3 requirements
  - 5.Peel off force of cover tape & carrier tape: 20g~130g (0.2N~1.3N)
  - 6.Component load per 15" reel: 1000pcs



Feeding Direction →

 THIRD ANGLE PROJECTION	GENERAL TOLERANCES (UNLESS SPECIFIED)		APPROVE BY FRANK	DATE 13/SEP/22	PART NO. FUS694-FSBBKM	ITEM NO. FUS694	 Building Technology Cornerstone
	X.±0.30	X.'±5'	CHECKED BY CHERRY	DATE 13/SEP/22	TITLE USB C-type 90° Angle Female(Hybrid solder)		
DESIGN UNITS (metric)	X.X±0.20	.X'±2'	DRAWN BY QING	DATE 13/SEP/22	THIS DRAWING CONTAINS INFORMATION THAT IS PROPRIETARY TO TXGA INDUSTRIAL ELECTRONICS(S.Z)CO.,LTD AND SHOULD NOT BE USED WITHOUT WRITTEN PERMISSION		
SCALE 5:1	SIZE A4	X.XX±0.15	.XX'±1"				
		X.XXX±0.10	.XXX'±0.5"				