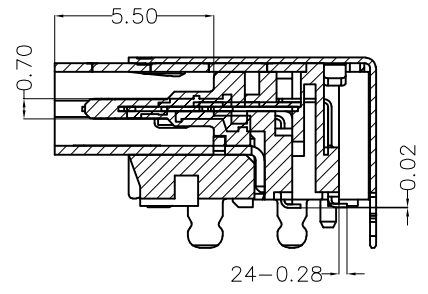
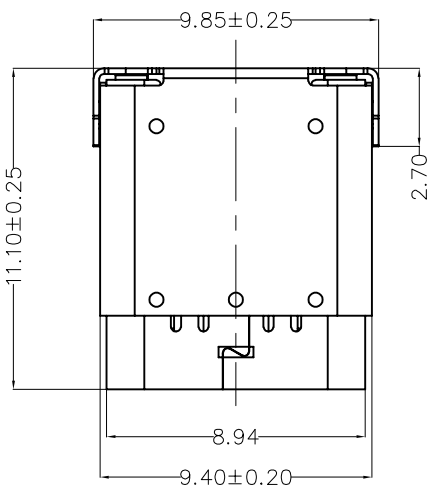


REV	LOCATIONS	DESCRIPTION	DATE	REVISER	APPD



Section A-A

Circuits	A	Circuits	B
A1	GND	B12	GND
A2	SSTXp1	B11	SSRXp1
A3	SSTXn1	B10	SSRXn1
A4	VBUS	B9	VBUS
A5	CC1	B8	SBU2
A6	DP1	B7	DN2
A7	DN1	B6	DP2
A8	SBU1	B5	CC2
A9	VBUS	B4	VBUS
A10	SSRXn2	B3	SSTXn2
A11	SSRXp2	B2	SSTXp2
A12	GND	B1	GND

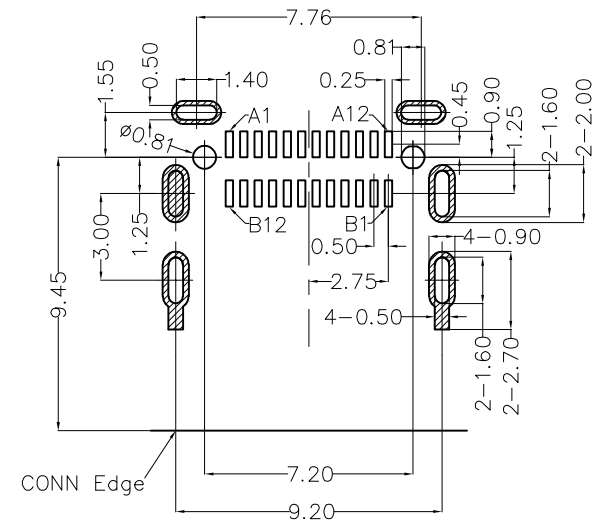
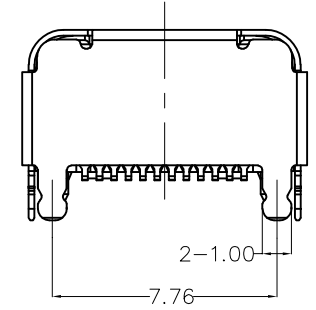
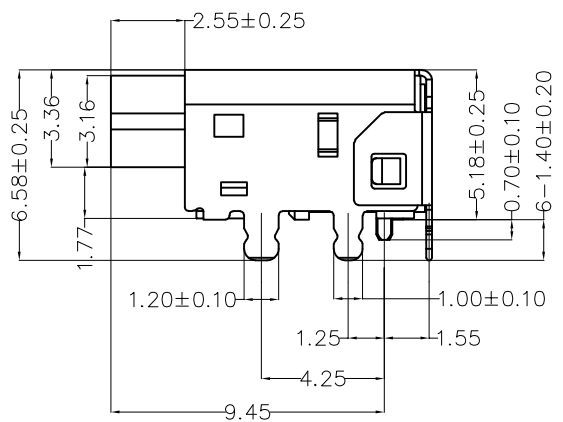
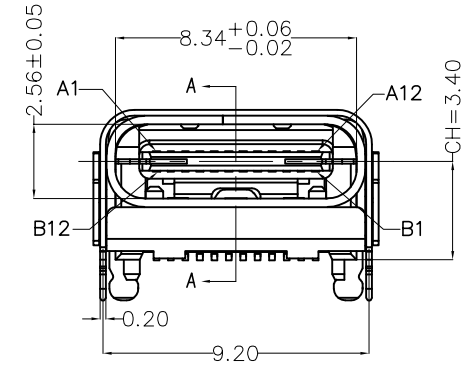
SPECIFICATIONS

**Electrical**  
 Current Rating: 5.0A AC(rms)/DC  
 Voltage Rating: 5V AC(rms)/DC  
 Contact Resistance: 40mΩ Max  
 Insulation Resistance: 100MΩ Min  
 Withstanding Voltage: 100V AC r.m.s

**Mechanical**  
 Mating force: 0.5–2.0KG.F  
 Retention force: 0.8–2.0KG.F  
 Durability: 10000 cycles Min.

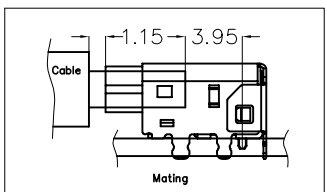
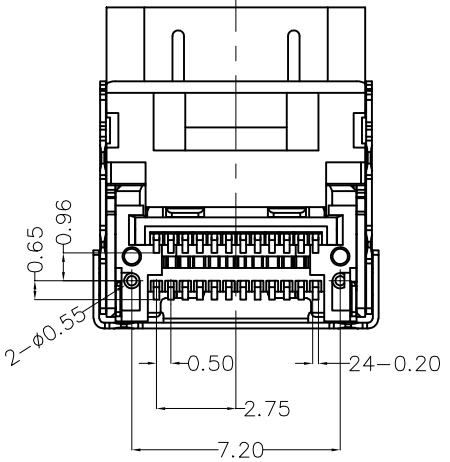
**Environmental**  
 Operating Temperature: -25°C~+85°C

**Material and plating**  
 Housing: LCP (UL 94V-0), Black  
 Contacts: Copper Alloy/Gold plated on contact, Matte Tin plated on tail  
 Shell: Stainless steel/Nikel plated




Recommended P.C.Board Layout

General tolerances ±0.05mm


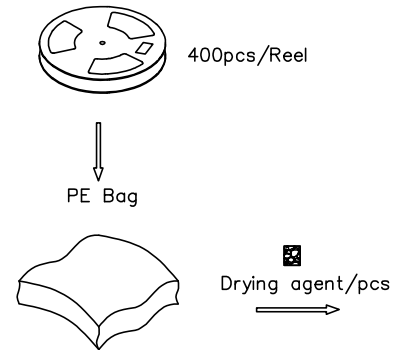
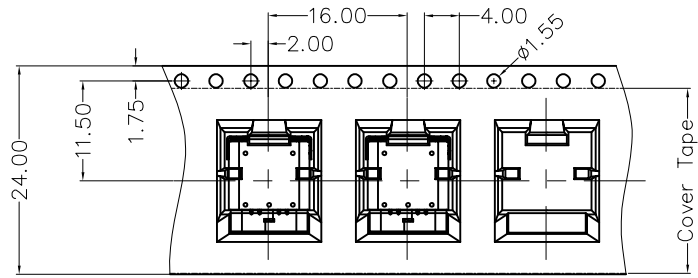

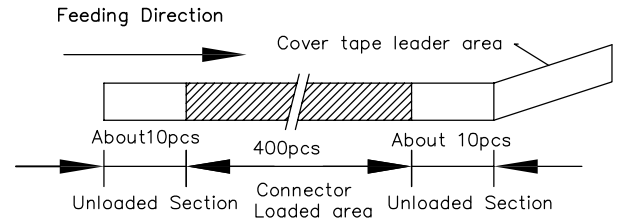
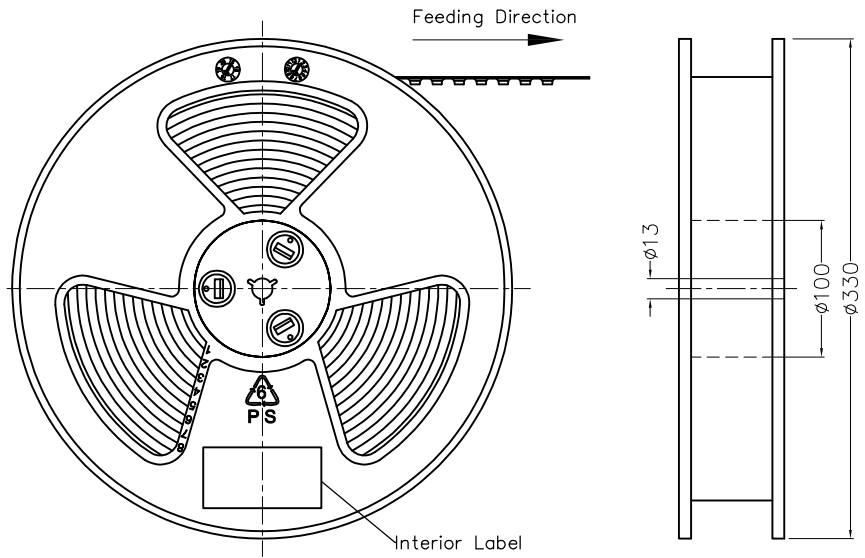


THIRD ANGLE PROJECTION		GENERAL TOLERANCES (UNLESS SPECIFIED)		APPROVE BY	DATE	PART NO.	ITEM NO.
DESIGN UNITS (metric)	X.±0.30	X.±5°	X.XX±0.15	FRANK	13/SEP/22	FUS697-FSBBKM	FUS697
	X.X±0.20	.X'±2°		CHECKED BY	DATE	TITLE	
SCALE 5:1	SIZE A4	X.XX±0.15	.XX'±1°	CHERRY	13/SEP/22	USB C-type	
		X.XXX±0.10	.XXX'±0.5°	DRAWN BY	DATE	90° Angle Female(SMT)(3.1)	
				QING	13/SEP/22	THIS DRAWING CONTAINS INFORMATION THAT IS PROPRIETARY TO TXGA INDUSTRIAL ELECTRONICS(S.Z)CO.,LTD AND SHOULD NOT BE USED WITHOUT WRITTEN PERMISSION	

 Leader Of Industry		REV 0	SHEET NO. 1/2
		THIS DRAWING CONTAINS INFORMATION THAT IS PROPRIETARY TO TXGA INDUSTRIAL ELECTRONICS(S.Z)CO.,LTD AND SHOULD NOT BE USED WITHOUT WRITTEN PERMISSION	

REV	LOCATIONS	DESCRIPTION	DATE	REVISER	APPD

- Note:
- 1.10 sprocket hole cumulative tolerance  $\pm 0.2$
  2. Carrier camber is within 1.0mm in 250mm
  3. Material: Clear conductive polystyrene Alloy 100% recyclable
  4. All dimensions meet EIA-481-3 requirements
  5. Peel off force of cover tape & carrier tape: 20g~130g (0.2N~1.3N)
  6. Component load per 13" reel: 400 pcs



 THIRD ANGLE PROJECTION	GENERAL TOLERANCES (UNLESS SPECIFIED)		APPROVE BY FRANK	DATE 13/SEP/22	PART NO. FUS697-FSBBKM	ITEM NO. FUS697	 Leader Of Industry
	X. $\pm 0.30$	X. $\pm 5^{\circ}$	CHECKED BY CHERRY	DATE 13/SEP/22	TITLE USB C-type 90° Angle Female(SMT)(3.1)		
DESIGN UNITS (metric)	X.X $\pm 0.20$	.X $\pm 2^{\circ}$	DRAWN BY QING	DATE 13/SEP/22	THIS DRAWING CONTAINS INFORMATION THAT IS PROPRIETARY TO TXGA INDUSTRIAL ELECTRONICS(S.Z)CO.,LTD AND SHOULD NOT BE USED WITHOUT WRITTEN PERMISSION		
SCALE 5:1	SIZE A4	X.XX $\pm 0.15$	.XX $\pm 1^{\circ}$				
		X.XXX $\pm 0.10$	.XXX $\pm 0.5^{\circ}$				