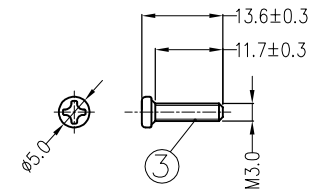
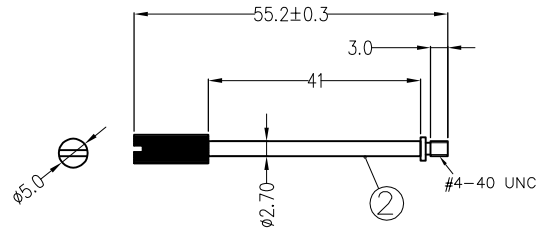
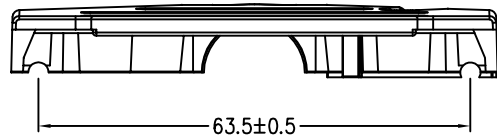

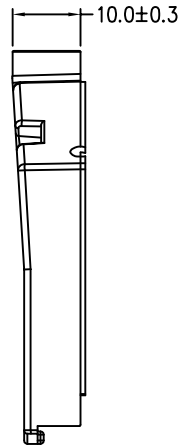
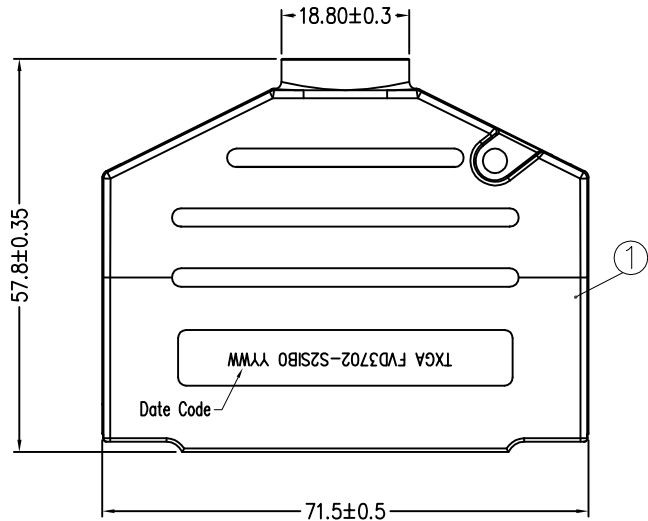
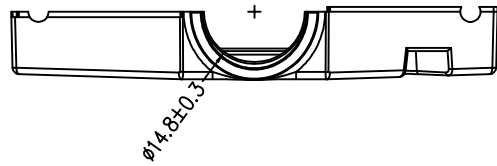


| REV | LOCATIONS | DESCRIPTION | DATE | REVISER | APPD |
|-----|-----------|-------------|------|---------|------|
| | | | | | |



| BOM LIST | | | |
|----------|-------------|------|-----------------------------|
| Item | Part name | Q'ty | Notes |
| ① | Metal hood | 2 | Zinc alloy/ Ni plated |
| ② | Long screw | 2 | #4-40 UNC, Steel/ Ni plated |
| ③ | Short screw | 2 | M3.0, Steel/ Ni plated |

| | | | | | | | | |
|----------------------------|---------------------------------------|-------------|--------------|-----------|--|---------------------------------------|-------------------------------------|--|
| THIRD ANGLE PROJECTION | GENERAL TOLERANCES (UNLESS SPECIFIED) | | APPROVE BY | DATE | PART NO. | ITEM NO. | Building Technology Cornerstone | |
| | X. ±0.35 | X.* ±5° | CHECKED BY | DATE | FVD3702-S2SIB0 | FVD3702 | | |
| | DESIGN UNITS | X.X ±0.30 | X.XX ±1' | GISELLE | 24/AUG/22 | TITLE | | |
| | METRIC(mm) | X.XXX ±0.10 | X.XXX* ±0.5' | DRAWN BY | DATE | D-SUB Connectors 37 Circuits Cover | | |
| SCALE | SIZE | | MATT | 24/AUG/22 | THIS DRAWING CONTAINS INFORMATION THAT IS PROPRIETARY TO TXGA INDUSTRIAL ELECTRONICS(S.Z)CO.,LTD AND SHOULD NOT BE USED WITHOUT WRITTEN PERMISSION | | REV 0 | |
| 5:1 | A4 | | | | | | SHEET NO. 1/1 | |