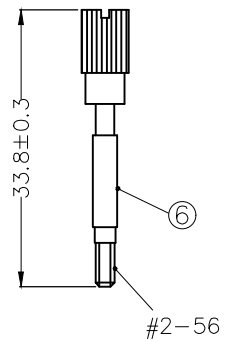
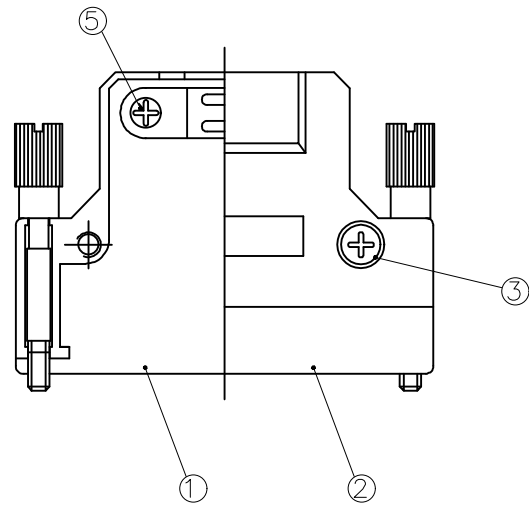
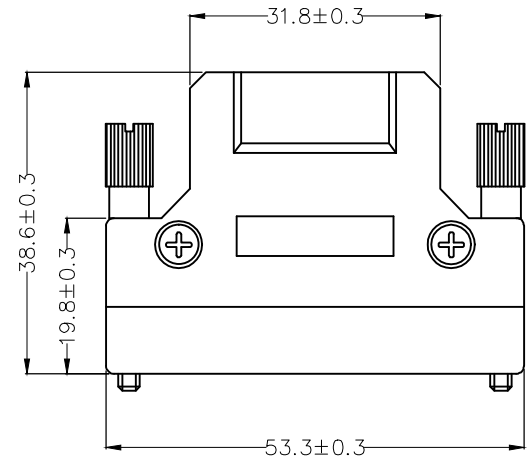
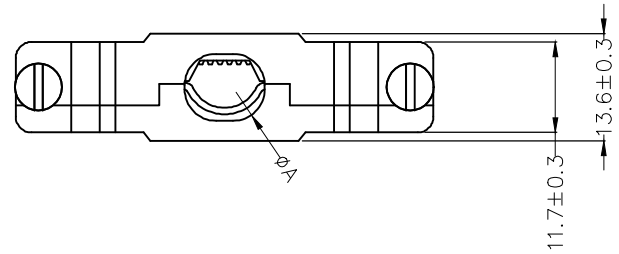
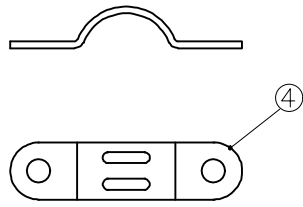


1 2 3 4 5 6 7 8

REV	LOCATIONS	DESCRIPTION	DATE	REVISER	APPD



Part No.	Dimensions
	A
FVS05001-S2SIKA	9.0
FVS05001-S2SIKB	11.0

BOM LIST

Item	Part name	Q'ty	Notes
①	Lower metal hood	1	Zinc alloy/ Ni plated
②	Upper metal hood	1	Zinc alloy/ Ni plated
③	Screw for hood	2	M2.6, Steel/ Ni plated
④	Cable clamp	1	Steel/ Ni plated
⑤	Screw for cable clamp	2	M2.6, Steel/ Ni plated
⑥	Long Screw	2	Steel/ Ni plated

 THIRD ANGLE PROJECTION	GENERAL TOLERANCES (UNLESS SPECIFIED)		APPROVE BY FRANK	DATE 26/APR/21
	X. ±0.30	X.* ±5°	CHECKED BY CHERRY	DATE 26/APR/21
DESIGN UNITS Metric	X.XX ±0.15	X.XX* ±1°	DRAWN BY KATE	DATE 26/APR/21
SCALE 5:1	SIZE A4	X.XXX ±0.10	X.XXX* ±0.5°	

PART NO. FVS05001-S2SIKX	ITEM NO. FVS05001	 Leader Of Industry
TITLE SCSI Connectors 50 Circuits Cover		
THIS DRAWING CONTAINS INFORMATION THAT IS PROPRIETARY TO TXGA INDUSTRIAL ELECTRONICS(S.Z)CO.,LTD AND SHOULD NOT BE USED WITHOUT WRITTEN PERMISSION		REV 0 SHEET NO. 1/1

1 2 3 4 5 6 7 8