REV	LOCATIONS	DESCRIPTION	DATE	REVISER	APPD

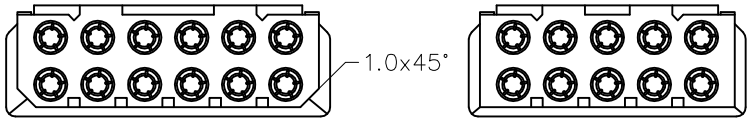

6–8,12–18,22–26 Circuits 10,20 Circuits

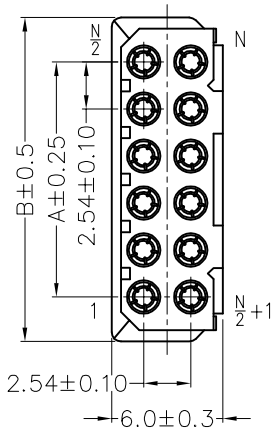

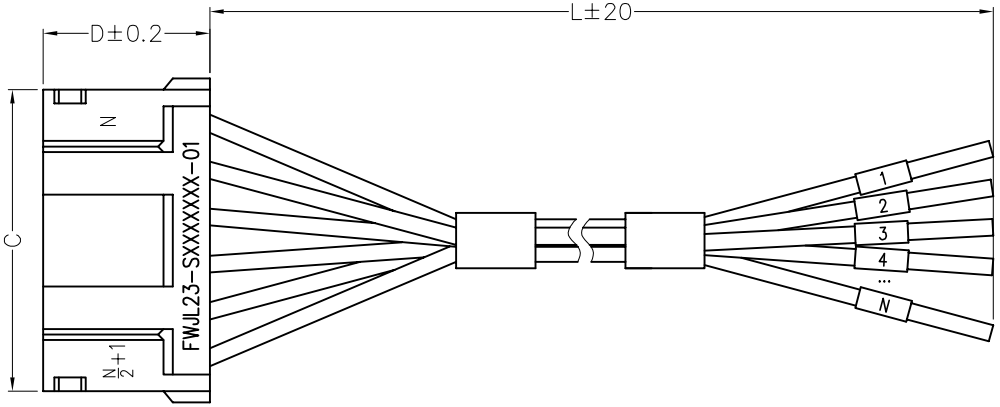

Ordering Information

FWJL23 — S XX XXX XX — 01
1 2 3 4 5

	1 Category	2 Type	3 Circuits	4 Cable Length	5 Cable Color
	FWJL23–JL23 Cable	S–One–way plug cable	XX	005–0.05M 010–0.1M (Custom length available)	GN–Green WH–White

SPECIFICATIONS

Electrical
- Current Rating: 3.0A
- Voltage Rating: 300V AC(rms)
- Contact Resistance: 10 mΩ Max.
- Insulation Resistance: 5000 MΩ Min.
- Withstanding Voltage: 1000V AC r.m.s
- Temperature Range–Operating: –65°C~+125°C

Mechanical
- Durability: 500 Cycles
- Vibration: Frequency 10Hz~2000Hz, Acceleration 147m/s^2, Discontinuity 1μs Max.
- Shock: Peak acceleration 980m/s^2, Discontinuity 1μs Max.

Material and Plating
- Housing: Thermoplastic (UL 94V–0) ,Green
- Terminal: Brass/ Gold Plated
- Wire: AFR–250/0.2 (42/0.08), Green or white

Circuits (n)	Part No.	Dimensions A	B	C	D
6	FWJL23–S06XXXXX–01	5.08	9.90	8.7	9.00
8	FWJL23–S08XXXXX–01	7.62	12.40	11.2	9.00
10	FWJL23–S10XXXXX–01	10.16	14.90	13.7	9.00
12	FWJL23–S12XXXXX–01	12.70	17.50	16.3	9.00
14	FWJL23–S14XXXXX–01	15.24	20.00	18.8	10.00
16	FWJL23–S16XXXXX–01	17.78	22.50	21.3	9.00

Circuits (n)	Part No.	Dimensions A	B	C	D
18	FWJL23–S18XXXXX–01	20.32	25.00	23.8	9.00
20	FWJL23–S20XXXXX–01	22.86	27.60	26.4	9.00
22	FWJL23–S22XXXXX–01	25.40	30.10	28.9	9.00
24	FWJL23–S24XXXXX–01	27.94	32.60	31.4	9.00
26	FWJL23–S26XXXXX–01	30.48	35.20	34.0	9.00

THIRD ANGLE PROJECTION

DESIGN UNITS: Metric

SCALE: 1:1 SIZE: A4

GENERAL TOLERANCES (UNLESS SPECIFIED)	
X. ±0.30	X.° ±5°
X.X ±0.20	X.X° ±2°
X.XX ±0.15	X.XX° ±1°
X.XXX ±0.10	X.XXX° ±0.5°

APPROVE BY	FRANK	DATE 06/JUL/21
CHECKED BY	CHERRY	DATE 06/JUL/21
DRAWN BY	KATE	DATE 06/JUL/21

PART NO. FWJL23–SXXXXXX–01 ITEM NO. FWJL23

TITLE: JL23 Series Cable Pitch 2.54mm

TXGA Leader Of Industry

REV 0 SHEET NO. 1/1

THIS DRAWING CONTAINS INFORMATION THAT IS PROPRIETARY TO TXGA INDUSTRIAL ELECTRONICS(S.Z)CO.,LTD AND SHOULD NOT BE USED WITHOUT WRITTEN PERMISSION