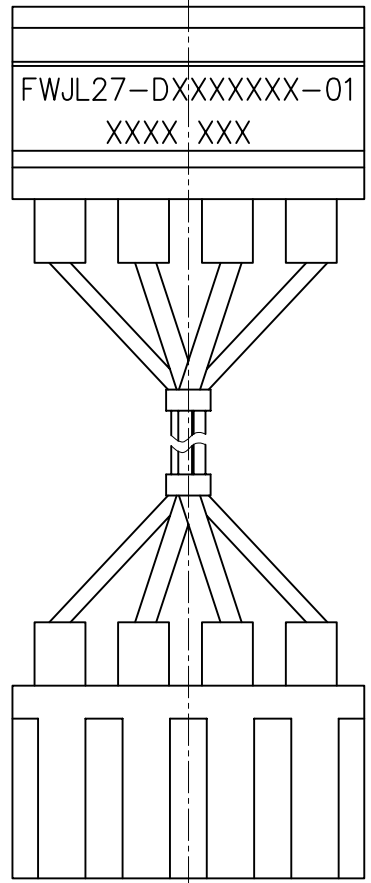
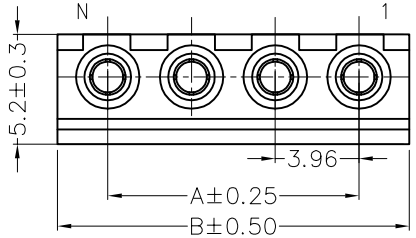


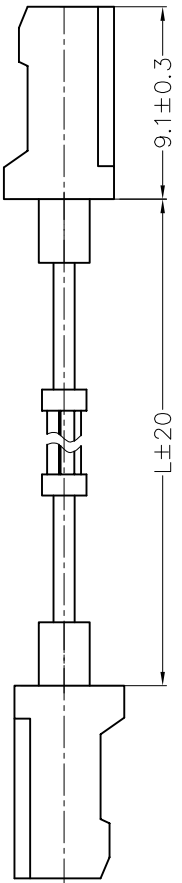
REV	LOCATIONS	DESCRIPTION	DATE	REVISER	APPD
1	△	Update color of wire	24/NOV/23	MATT	LEO

P1



N 1

P2



P1	P2
1	1
2	2
3	3
4	4
...	...
N	N

SPECIFICATIONS

Electrical
 Current Rating: 13A
 Voltage Rating: 250V AC(rms)
 Contact Resistance: 3.8 mΩ Max.
 Insulation Resistance: 5000 MΩ Min.
 Withstanding Voltage: 1500V AC r.m.s
 Temperature Range-Operating: -55°C~+125°C

Mechanical
 Durability: 500 Cycles
 Vibration: Frequency 10Hz~2000Hz, Acceleration 147m/s², Discontinuity 1μs Max.
 Shock: Peak acceleration 980m/s², Discontinuity 1μs Max.

Material and Plating
 Housing: Thermoplastic (UL 94V-0), White
 Terminal: Brass/ Gold Plated
 Wire: F46TR-200(600)/1.0 (19x10/0.08), Standard color: White △

Ordering Information

FWJL27 — D XX XXX XX — 01
 1 2 3 4 5

1 Category FWJL27-JL27 Cable	2 Type D-Two-way plug cable	3 Circuits XX	4 Cable Length 005-0.05M 010-0.1M (Custom length available)	5 Cable Color WH-White △
-----------------------------------	----------------------------------	--------------------	--	-------------------------------

Circuits (n)	Part No.	Dimensions		Circuits (n)	Part No.	Dimensions	
		A	B			A	B
2	FWJL27-D02XXXXX-01	3.96	8.72	12	FWJL27-D12XXXXX-01	43.56	48.32
3	FWJL27-D03XXXXX-01	7.92	12.68	13	FWJL27-D13XXXXX-01	47.52	52.28
4	FWJL27-D04XXXXX-01	11.88	16.64	14	FWJL27-D14XXXXX-01	51.48	56.24
5	FWJL27-D05XXXXX-01	15.84	20.60	15	FWJL27-D15XXXXX-01	55.44	60.20
6	FWJL27-D06XXXXX-01	19.80	24.56	16	FWJL27-D16XXXXX-01	59.40	64.16
7	FWJL27-D07XXXXX-01	23.76	28.52	17	FWJL27-D17XXXXX-01	63.36	68.12
8	FWJL27-D08XXXXX-01	27.72	32.48	18	FWJL27-D18XXXXX-01	67.32	72.08
9	FWJL27-D09XXXXX-01	31.68	36.44	19	FWJL27-D19XXXXX-01	71.28	76.04
10	FWJL27-D10XXXXX-01	35.64	40.40	20	FWJL27-D20XXXXX-01	75.24	80.00
11	FWJL27-D11XXXXX-01	39.60	44.36				

<p>THIRD ANGLE PROJECTION</p>	GENERAL TOLERANCES (UNLESS SPECIFIED) X. ±0.30 X.* ±5° X.X ±0.20 X.X* ±2° X.XX ±0.15 X.XX* ±1° X.XXX ±0.10 X.XXX* ±0.5°		APPROVE BY FRANK DATE 26/JUL/21	PART NO. FWJL27-DXXXXXXX-01	ITEM NO. FWJL27	<p>Building Technology Cornerstone</p>
	DESIGN UNITS Metric	CHECKED BY CHERRY DATE 26/JUL/21	DRAWN BY ANHO DATE 26/JUL/21	TITLE JL27 Series Cable Pitch 3.96mm		
SCALE 1:1	SIZE A4	THIS DRAWING CONTAINS INFORMATION THAT IS PROPRIETARY TO TXGA INDUSTRIAL ELECTRONICS(S.Z)CO.,LTD AND SHOULD NOT BE USED WITHOUT WRITTEN PERMISSION				